

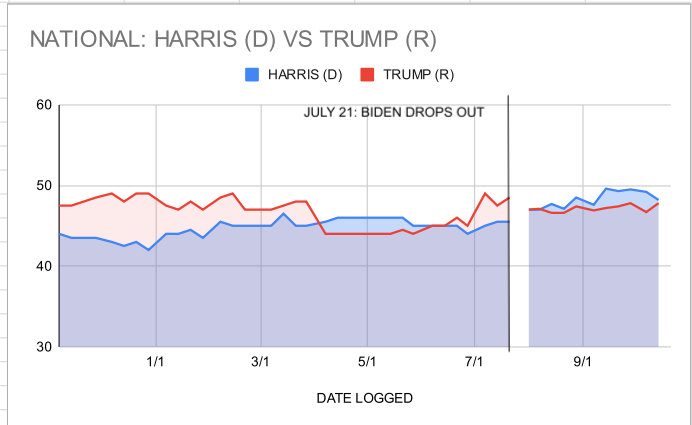
TRUMP VS HARRIS 2024 NATIONAL POLLING

M.O.E - +3/-3

DATE LOGGED	HARRIS (D)	TRUMP (R)
11/7	44	47.5
11/14	43.5	47.5
11/21	43.5	48
11/28	43.5	48.5
12/7	43	49
12/14	42.5	48
12/21	43	49
12/28	42	49
1/7	44	47.5
1/14	44	47
1/21	44.5	48
1/28	43.5	47
2/7	45.5	48.5
2/14	45	49
2/21	45	47
2/27	45	47
3/7	45	47
3/14	46.5	47.5
3/21	45	48
3/27	45	48
4/7	45.5	44
4/14	46	44
4/21	46	44
4/28	46	44
5/7	46	44
5/14	46	44
5/21	46	44.5
5/27	45	44
6/7	45	45
6/14	45	45
6/21	45	46
6/27	44	45
7/7	45	49
7/14	45.5	47.5
7/21	45.5	48.5
7/21	BIDEN DROPS OUT	
8/1	47	47
8/7	47	47.1
8/14	47.7	46.6
8/21	47.1	46.6
8/28	48.5	47.4
9/7	47.6	46.9
9/14	49.6	47.2
9/21	49.3	47.4
9/28	49.5	47.8
10/7	49.2	46.7
10/14	48.2	47.8

OVERALL HARRIS+0.4 TRUMP+0.4

FINAL RESULT



100- L.V. EACH STATE ~ APPLIES FOR ALL STATES
(POLL CONDUCTED BY PHONE) 5,000 VOTERS NATIONWIDE

LIKELY VOTE IN 2024 PRESIDENTIAL ELECTION RESPONDENT BREAKDOWN				
CANDIDATE	RESPONSE			
TRUMP (R)	2390			
HARRIS (D)	2410			
OTHER/UND.	200			
OVERALL	5000			

RESPONDENT GENDER BREAKDOWN BY CANDIDATE				
	TRUMP (R)	HARRIS (D)	OTHER/UND	
MALE 49%	55%	42%	3%	
FEMALE 51%	42%	53%	5%	

RESPONDENT GENDER BREAKDOWN OVERALL				
	NUM. OF RESP.	%		

SNAP POLL

10/21

MALE	2465	49%		
FEMALE	2535	51%		
OVERALL	5000	100%		

RESPONDENT PARTY ID BREAKDOWN BY CANDIDATE				
	TRUMP (R)	HARRIS (D)	OTHER/UND.	
DEMOCRATS 42%	4%	93%	3%	
REPUBLICANS 40%	89%	5%	6%	
INDEPENDENTS	47%	45%	8%	

RESPONDENT PARTY ID BREAKDOWN OVERALL				
	NUM. OF RESP.	%		
DEMOCRATS	2120	42%		
REPUBLICANS	2035	40%		
INDEPENDENTS	845	18%		
OVERALL	5000	100%		

RESPONDENT RACE BREAKDOWN BY CANDIDATE				
	TRUMP (R)	HARRIS (D)	OTHER/UND.	
WHITE 67%	54%	42%	4%	
LATINO 14%	39%	57%	4%	
BLACK 9%	13%	84%	3%	
ASIAN 7%	24%	72%	4%	
OTHER 3%	41%	53%	6%	

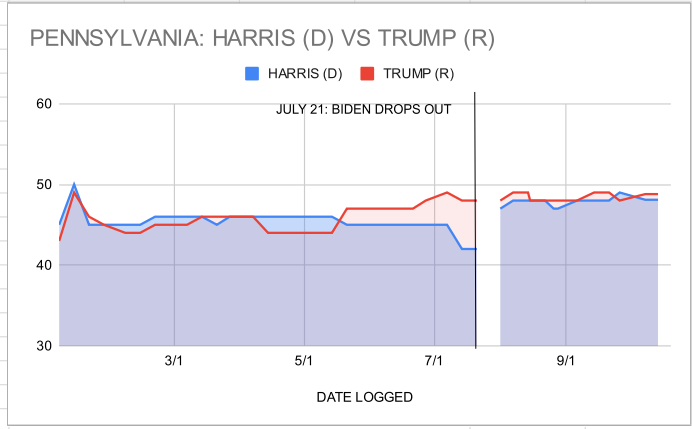
RESPONDENT RACE BREAKDOWN OVERALL				
	NUM. OF RESP.	%		
WHITE	3357	67%		
LATINO	699	14%		
BLACK	450	9%		
ASIAN	344	7%		
OTHER	150	3%		
OVERALL	5000	100%		

TRUMP VS HARRIS PENNSYLVANIA

M.O.E - +3/-3

DATE LOGGED	HARRIS (D)	TRUMP (R)
1/7	45	43
1/14	50	49
1/21	45	46
1/28	45	45
2/7	45	44
2/14	45	44
2/21	46	45
2/27	46	45
3/7	46	45
3/14	46	46
3/21	45	46
3/27	46	46
4/7	46	46
4/14	46	44
4/21	46	44
4/28	46	44
5/7	46	44
5/14	46	44
5/21	45	47
5/27	45	47
6/7	45	47
6/14	45	47
6/21	45	47
6/27	45	48
7/7	45	49
7/14	42	48
7/21	42	48
7/21	BIDEN DROPS OUT	
8/1	47	48
8/7	48	49
8/14	48	49
8/15	48	48
8/22	48	48
8/26	47	48
8/28	47	48
9/6	48	48
9/14	48	49
9/21	48	49
9/26	49	48
10/8	48.1	48.8
10/14	48.1	48.8
10/20		

OVERALL	TRUMP+0.7	TOSSUP	▲
FINAL RESULT			



(POLL CONDUCTED BY PHONE) 1,900 L.V. POLLED STATEWIDE

LIKELY VOTE IN 2024 PRESIDENTIAL ELECTION RESPONDENT BREAKDOWN				
CANDIDATE	RESPONSE			
TRUMP (R)	927			
HARRIS (D)	914			
OTHER/UND.	59			
OVERALL	1900			

RESPONDENT GENDER BREAKDOWN BY CANDIDATE				
	TRUMP (R)	HARRIS (D)	OTHER/UND.	
MALE 50%	54%	41%	5%	
FEMALE 50%	41%	56%	3%	

RESPONDENT GENDER BREAKDOWN OVERALL				
GENDER	NUM. OF RESP.	%		
MALE	944	50%		
FEMALE	956	50%		
OVERALL	1900	100%		

RESPONDENT PARTY ID BREAKDOWN BY CANDIDATE				
	TRUMP (R)	HARRIS (D)	OTHERS	
DEMOCRATS 42%	5%	94%	1%	
REPUBLICANS 40%	93%	4%	3%	
INDEPENDENTS	49%	48%	3%	

RESPONDENT PARTY ID BREAKDOWN OVERALL				
	NUM. OF RESP.	%		
DEMOCRATS	798	42%		
REPUBLICANS	760	41%		
INDEPENDENTS	342	17%		
OVERALL	1900	100%		

RESPONDENT RACE BREAKDOWN BY CANDIDATE				
	TRUMP (R)	HARRIS (D)	OTHERS	
WHITE 72%	54%	41%	5%	
LATINO 13%	33%	62%	5%	
BLACK 15%	13%	84%	3%	
ASIAN N/A	N/A	N/A	N/A	
OTHER	N/A	N/A	N/A	

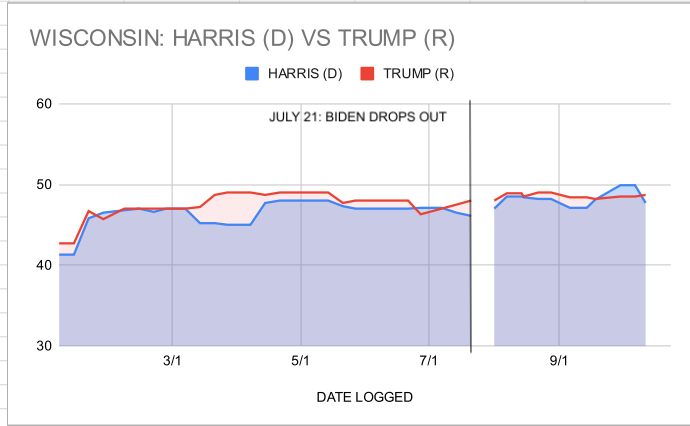
RESPONDENT RACE BREAKDOWN OVERALL				
	NUM. OF RESP.	%		
WHITE	1368	72%		
LATINO	247	13%		
BLACK	285	15%		
ASIAN	N/A	N/A		
OTHER	N/A	N/A		
OVERALL	1900	100%		

TRUMP VS HARRIS WISCONSIN

M.O.E - +3/-3

DATE LOGGED	HARRIS (D)	TRUMP (R)
1/7	41.3	42.7
1/14	41.3	42.7
1/21	45.8	46.7
1/28	46.5	45.7
2/7	46.8	47
2/14	47	47
2/21	46.6	47
2/27	47	47
3/7	47	47
3/14	45.2	47.2
3/21	45.2	48.7
3/27	45	49
4/7	45	49
4/14	47.7	48.7
4/21	48	49
4/28	48	49
5/7	48	49
5/14	48	49
5/21	47.3	47.7
5/27	47	48
6/7	47	48
6/14	47	48
6/21	47	48
6/27	47.1	46.3
7/7	47.1	47
7/14	46.5	47.5
7/21	46.1	48
7/21	BIDEN DROPS OUT	
8/1	47	48
8/7	48.5	48.9
8/14	48.5	48.9
8/15	48.4	48.5
8/22	48.2	49
8/28	48.2	49
9/6	47.1	48.4
9/14	47.1	48.4
9/18	48.1	48.2
9/30	49.9	48.5
10/7	49.9	48.5
10/12	47.7	48.7

OVERALL	TRUMP+1.0	TOSSUP	▲
FINAL RESULT			



(POLL CONDUCTED BY PHONE) 1,000 L.V. POLLED STATEWIDE

LIKELY VOTE IN 2024 PRESIDENTIAL ELECTION RESPONDENT BREAKDOWN				
CANDIDATE	RESPONSE			
TRUMP (R)	487			
HARRIS (D)	477			
OTHER/UND.	45			
OVERALL	1000			

RESPONDENT GENDER BREAKDOWN BY CANDIDATE				
	TRUMP (R)	HARRIS (D)	OTHER/UND.	
MALE 49%	53%	42%	5%	
FEMALE 51%	43%	53%	4%	

RESPONDENT GENDER BREAKDOWN OVERALL				
GENDER	NUM. OF RESP.	%		
MALE	496	49%		
FEMALE	504	51%		
OVERALL	1000	100%		

SNAP POLL

RESPONDENT PARTY ID BREAKDOWN BY CANDIDATE				
	TRUMP (R)	HARRIS (D)	OTHER/UND.	
DEMOCRATS 42%	6%	91%	3%	
REPUBLICANS 4	93%	5%	2%	
INDEPENDENTS	47%	49%	4%	

RESPONDENT PARTY ID BREAKDOWN OVERALL				
	NUM. OF RESP.	%		
DEMOCRATS	422	42%		
REPUBLICANS	440	44%		
INDEPENDENTS	138	14%		
OVERALL	1000	100%		

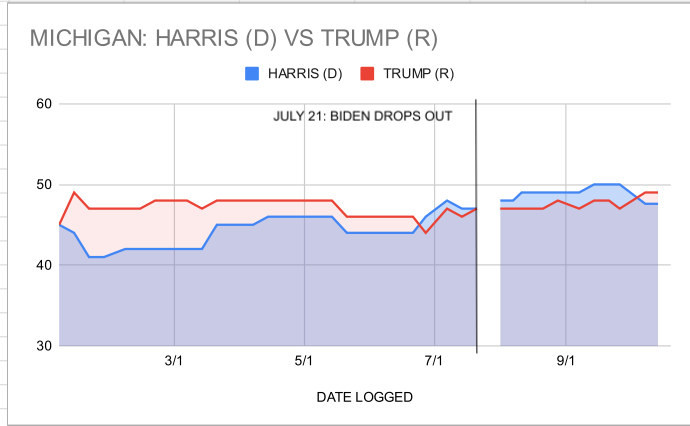
RESPONDENT RACE BREAKDOWN BY CANDIDATE				
	TRUMP (R)	HARRIS (D)	OTHER/UND.	
WHITE 79%	55%	40%	5%	
LATINO 7%	37%	60%	3%	
BLACK 14%	12%	84%	4%	
ASIAN N/A	N/A	N/A	N/A	
OTHER	N/A	N/A	N/A	

RESPONDENT RACE BREAKDOWN OVERALL				
	NUM. OF RESP.	%		
WHITE	793	79%		
LATINO	67	7%		
BLACK	140	14%		
ASIAN	N/A	N/A		
OTHER	N/A	N/A		
OVERALL	1000	100%		

TRUMP VS HARRIS MICHIGAN		
M.O.E - +3/-3		
DATE LOGGED	HARRIS (D)	TRUMP (R)
1/7	45	45
1/14	44	49
1/21	41	47
1/28	41	47
2/7	42	47
2/14	42	47
2/21	42	48
2/27	42	48
3/7	42	48
3/14	42	47
3/21	45	48
3/27	45	48
4/7	45	48
4/14	46	48
4/21	46	48
4/28	46	48
5/7	46	48
5/14	46	48
5/21	44	46
5/27	44	46
6/7	44	46
6/14	44	46
6/21	44	46
6/27	46	44
7/7	48	47
7/14	47	46
7/21	47	47
7/21	BIDEN DROPS OUT	
8/1	48	47
8/7	48	47
8/11	49	47
8/14	49	47
8/21	49	47
8/28	49	48
9/7	49	47
9/14	50	48
9/21	50	48
9/26	50	47
10/8	47.6	49
10/14	47.6	49

OVERALL **TRUMP+1.4** TOSSUP ▲

FINAL RESULT



(POLL CONDUCTED BY PHONE) 1,500 L.V. POLLED STATEWIDE

LIKELY VOTE IN 2024 PRESIDENTIAL ELECTION RESPONDENT BREAKDOWN				
CANDIDATE	RESPONSE			
TRUMP (R)	735			
HARRIS (D)	714			
OTHER/UND.	51			
OVERALL	1500			

RESPONDENT GENDER BREAKDOWN BY CANDIDATE				
	TRUMP (R)	HARRIS (D)	OTHER/UND.	
MALE 48%	55%	41%	4%	
FEMALE 52%	43%	53%	4%	

RESPONDENT GENDER BREAKDOWN OVERALL				
GENDER	NUM. OF RESP.	%		
MALE	720	48%		
FEMALE	780	52%		
OVERALL	1500	100%		

RESPONDENT PARTY ID BREAKDOWN BY CANDIDATE				
	TRUMP (R)	HARRIS (D)	OTHER/UND.	
DEMOCRATS 41%	4%	94%	2%	
REPUBLICANS 4	93%	4%	3%	
INDEPENDENTS	48%	45%	7%	

RESPONDENT PARTY ID BREAKDOWN OVERALL				
	NUM. OF RESP.	%		
DEMOCRATS	615	41%		
REPUBLICANS	619	41%		
INDEPENDENTS	266	18%		

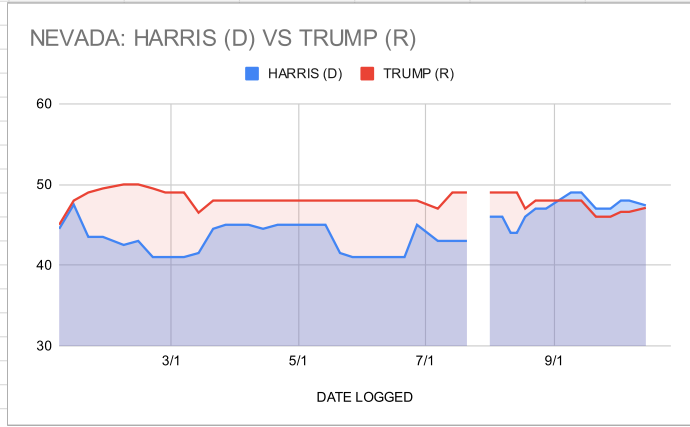
RESPONDENT RACE BREAKDOWN BY CANDIDATE				
	TRUMP (R)	HARRIS (D)	OTHER/UND.	
WHITE 66%	55%	41%	4%	
LATINO 11%	35%	60%	5%	
BLACK 14%	11%	84%	5%	
ASIAN 3%	20%	75%	6%	
OTHER 7%	25%	67%	8%	

RESPONDENT RACE BREAKDOWN OVERALL				
	NUM. OF RESP.	%		
WHITE	991	66%		
LATINO	162	11%		
BLACK	210	14%		
ASIAN	32	3%		
OTHER	123	6%		
OVERALL	1500	100%		

TRUMP VS HARRIS NEVADA

M.O.E - +3/-3		
DATE LOGGED	HARRIS (D)	TRUMP (R)
1/7	44.5	45
1/14	47.5	48
1/21	43.5	49
1/28	43.5	49.5
2/7	42.5	50
2/14	43	50
2/21	41	49.5
2/27	41	49
3/7	41	49
3/14	41.5	46.5
3/21	44.5	48
3/27	45	48
4/7	45	48
4/14	44.5	48
4/21	45	48
4/28	45	48
5/7	45	48
5/14	45	48
5/21	41.5	48
5/27	41	48
6/7	41	48
6/14	41	48
6/21	41	48
6/27	45	48
7/7	43	47
7/14	43	49
7/21	43	49
7/21	BIDEN DROPS OUT	
8/1	46	49
8/7	46	49
8/11	44	49
8/14	44	49
8/18	46	47
8/23	47	48
8/28	47	48
9/9	49	48
9/14	49	48
9/21	47	46
9/28	47	46
10/3	48	46.6
10/7	48	46.6
10/15	47.4	47.1

OVERALL	HARRIS+0.3	TOSSUP	
FINAL RESULT			



(POLL CONDUCTED BY PHONE) 600 L.V. POLLED STATEWIDE

LIKELY VOTE IN 2024 PRESIDENTIAL ELECTION RESPONDENT BREAKDOWN

CANDIDATE	RESPONSE				
TRUMP (R)	283				
HARRIS (D)	284				
OTHER/UND.	33				
OVERALL	600				

RESPONDENT GENDER BREAKDOWN BY CANDIDATE

	TRUMP (R)	HARRIS (D)	OTHER/UND.		
MALE 48%	52%	44%	4%		
FEMALE 52%	45%	51%	4%		

RESPONDENT GENDER BREAKDOWN OVERALL

GENDER	NUM. OF RESP.	%			
MALE	288	48%			
FEMALE	312	52%			
OVERALL	600	100%			

SNAP POLL

RESPONDENT PARTY ID BREAKDOWN BY CANDIDATE				
	TRUMP (R)	HARRIS (D)	OTHER/UND.	
DEMOCRATS 40%	6%	91%	2%	
REPUBLICANS 4%	91%	5%	2%	
INDEPENDENTS	47%	46%	7%	

RESPONDENT PARTY ID BREAKDOWN OVERALL				
	NUM. OF RESP.	%		
DEMOCRATS	239	40%		
REPUBLICANS	241	40%		
INDEPENDENTS	120	20%		
OVERALL	600	100%		

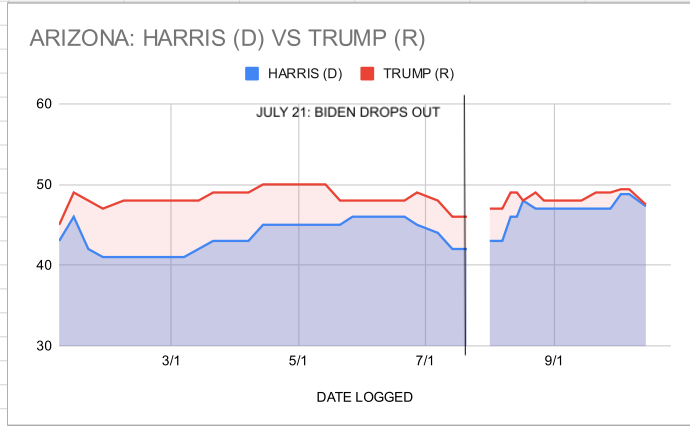
RESPONDENT RACE BREAKDOWN BY CANDIDATE				
	TRUMP (R)	HARRIS (D)	OTHER/UND.	
WHITE 63%	53%	42%	5%	
LATINO 24%	36%	59%	5%	
BLACK 4%	13%	84%	3%	
ASIAN 7%	28%	68%	4%	
OTHER 2%	42%	55%	3%	

RESPONDENT RACE BREAKDOWN OVERALL				
	NUM. OF RESP.	%		
WHITE	378	63%		
LATINO	144	24%		
BLACK	24	4%		
ASIAN	42	7%		
OTHER	12	2%		
OVERALL	600	100%		

TRUMP VS HARRIS ARIZONA		
M.O.E - +3/-3		
DATE LOGGED	HARRIS (D)	TRUMP (R)
1/7	43	45
1/14	46	49
1/21	42	48
1/28	41	47
2/7	41	48
2/14	41	48
2/21	41	48
2/27	41	48
3/7	41	48
3/14	42	48
3/21	43	49
3/27	43	49
4/7	43	49
4/14	45	50
4/21	45	50
4/28	45	50
5/7	45	50
5/14	45	50
5/21	45	48
5/27	46	48
6/7	46	48
6/14	46	48
6/21	46	48
6/27	45	49
7/7	44	48
7/14	42	46
7/21	42	46
7/21	BIDEN DROPS OUT	
8/1	43	47
8/7	43	47
8/11	46	49
8/14	46	49
8/17	48	48
8/23	47	49
8/27	47	48
8/28	47	48
9/9	47	48
9/14	47	48
9/21	47	49
9/28	47	49
10/3	48.8	49.4
10/7	48.8	49.4
10/15	47.3	47.5

OVERALL **TRUMP+0.2** **TOSSUP**

FINAL RESULT



(POLL CONDUCTED BY PHONE) 1,100 L.V. POLLED STATEWIDE

LIKELY VOTE IN 2024 PRESIDENTIAL ELECTION RESPONDENT BREAKDOWN				
CANDIDATE	RESPONSE			
TRUMP (R)	523			
HARRIS (D)	520			
OTHER/UND.	34			
OVERALL	1100			

RESPONDENT GENDER BREAKDOWN BY CANDIDATE				
	TRUMP (R)	HARRIS (D)	OTHER/UND.	
MALE 49%	54%	42%	4%	
FEMALE 51%	44%	52%	4%	

RESPONDENT GENDER BREAKDOWN OVERALL				
GENDER	NUM. OF RESP.	%		
MALE	539	49%		
FEMALE	561	51%		

SNAP POLL

RESPONDENT PARTY ID BREAKDOWN BY CANDIDATE				
	TRUMP (R)	HARRIS (D)	OTHER/UND.	
DEMOCRATS 39%	5%	89%	4%	
REPUBLICANS 41%	88%	10%	2%	
INDEPENDENTS 20%	48%	46%	6%	

RESPONDENT PARTY ID BREAKDOWN OVERALL				
	NUM. OF RESP.	%		
DEMOCRATS	429	39%		
REPUBLICANS	440	40%		
INDEPENDENTS	231	21%		

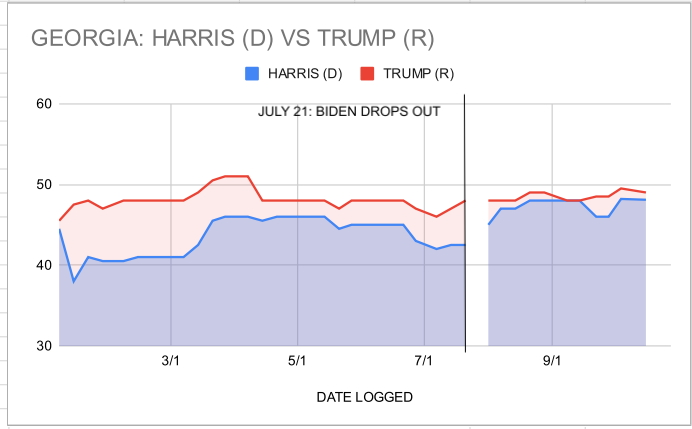
RESPONDENT RACE BREAKDOWN BY CANDIDATE				
	TRUMP (R)	HARRIS (D)	OTHER/UND.	
WHITE 60%	53%	41%	6%	
LATINO 20%	38%	54%	8%	
BLACK 5%	11%	85%	4%	
ASIAN 8%	30%	64%	6%	
OTHER 5%	38.00%	60%	2%	

RESPONDENT RACE BREAKDOWN OVERALL				
	NUM. OF RESP.	%		
WHITE	662	60%		
LATINO	242	22%		
BLACK	53	5%		
ASIAN	88	8%		
OTHER	55	5%		
OVERALL	1100	100%		

TRUMP VS HARRIS GEORGIA		
M.O.E - +3/-3		
DATE LOGGED	HARRIS (D)	TRUMP (R)
1/7	44.5	45.5
1/14	38	47.5
1/21	41	48
1/28	40.5	47
2/7	40.5	48
2/14	41	48
2/21	41	48
2/27	41	48
3/7	41	48
3/14	42.5	49
3/21	45.5	50.5
3/27	46	51
4/7	46	51
4/14	45.5	48
4/21	46	48
4/28	46	48
5/7	46	48
5/14	46	48
5/21	44.5	47
5/27	45	48
6/7	45	48
6/14	45	48
6/21	45	48
6/27	43	47
7/7	42	46
7/14	42.5	47
7/21	42.5	48
7/21	BIDEN DROPS OUT	
8/1	45	48
8/7	47	48
8/14	47	48
8/21	48	49
8/28	48	49
9/8	48	48
9/14	48	48
9/22	46	48.5
9/28	46	48.5
10/4	48.2	49.5
10/16	48.1	49

OVERALL **TRUMP+0.9** TOSSUP

FINAL RESULT



(POLL CONDUCTED BY PHONE) 1,600 L.V. POLLED STATEWIDE

LIKELY VOTE IN 2024 PRESIDENTIAL ELECTION RESPONDENT BREAKDOWN				
CANDIDATE	RESPONSE			
TRUMP (R)	784			
HARRIS (D)	770			
OTHER/UND.	46			
OVERALL	1600			

SNAP POLL

RESPONDENT GENDER BREAKDOWN BY CANDIDATE				
	TRUMP (R)	HARRIS (D)	OTHER/UND.	
MALE 50%	55%	40%	5%	
FEMALE 50%	42%	54%	4%	

RESPONDENT GENDER BREAKDOWN OVERALL				
GENDER	NUM. OF RESP.	%		
MALE	792	50%		
FEMALE	808	50%		
OVERALL	1600	100%		

RESPONDENT PARTY ID BREAKDOWN BY CANDIDATE				
	TRUMP (R)	HARRIS (D)	OTHERS	
DEMOCRATS 37%	4%	94%	2%	
REPUBLICANS 31%	92%	6%	2%	
INDEPENDENTS 32%	48%	46%	6%	

RESPONDENT PARTY ID BREAKDOWN OVERALL				
	NUM. OF RESP.	%		
DEMOCRATS	592	37%		
REPUBLICANS	624	39%		
INDEPENDENTS	384	24%		
OVERALL	1600	100%		

RESPONDENT RACE BREAKDOWN BY CANDIDATE				
	TRUMP (R)	HARRIS (D)	OTHERS	
WHITE 65%	52%	41%	7%	
LATINO 11%	33%	60%	7%	
BLACK 18%	12%	84%	4%	
ASIAN 4%	22%	73%	5%	
OTHER 2%	41%	54%	5%	

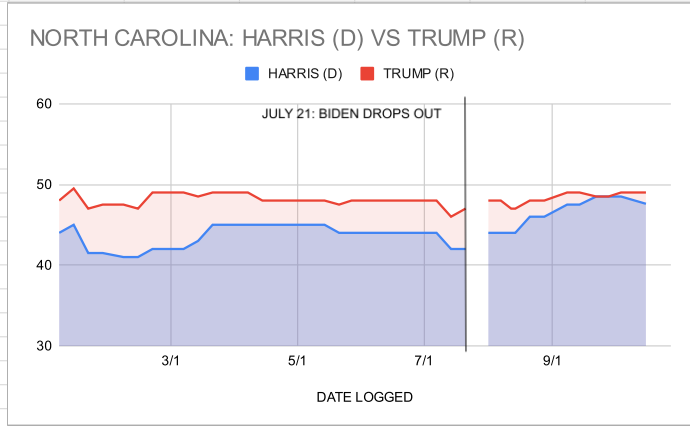
RESPONDENT RACE BREAKDOWN OVERALL				
	NUM. OF RESP.	%		
WHITE	1040	65%		
LATINO	176	11%		
BLACK	288	18%		
ASIAN	64	4%		
OTHER	32	2%		
OVERALL	1600	100%		

TRUMP VS HARRIS NORTH CAROLINA

M.O.E - +3/-3

DATE LOGGED	HARRIS (D)	TRUMP (R)
1/7	44	48
1/14	45	49.5
1/21	41.5	47
1/28	41.5	47.5
2/7	41	47.5
2/14	41	47
2/21	42	49
2/27	42	49
3/7	42	49
3/14	43	48.5
3/21	45	49
3/27	45	49
4/7	45	49
4/14	45	48
4/21	45	48
4/28	45	48
5/7	45	48
5/14	45	48
5/21	44	47.5
5/27	44	48
6/7	44	48
6/14	44	48
6/21	44	48
6/27	44	48
7/7	44	48
7/14	42	46
7/21	42	47
7/21	BIDEN DROPS OUT	
8/1	44	48
8/7	44	48
8/12	44	47
8/14	44	47
8/21	46	48
8/28	46	48
9/8	47.5	49
9/14	47.5	49
9/22	48.5	48.5
9/28	48.5	48.5
10/4	48.5	49
10/16	47.6	49

OVERALL	TRUMP+1.4	TOSSUP	▲
FINAL RESULT			



(POLL CONDUCTED BY PHONE) 1,600 L.V. OVERALL POLLED

LIKELY VOTE IN 2024 PRESIDENTIAL ELECTION RESPONDENT BREAKDOWN					
CANDIDATE	RESPONSE				
TRUMP (R)	784				
HARRIS (D)	762				
OTHER/UND.	54				
OVERALL	1600				

RESPONDENT GENDER BREAKDOWN BY CANDIDATE					
	TRUMP (R)	HARRIS (D)	OTHER/UND.		
MALE 48%	53%	43%	4%		
FEMALE 52%	45%	52%	3%		

RESPONDENT GENDER BREAKDOWN OVERALL					
	NUM. OF RESP.	%			
MALE	796	48%			
FEMALE	804	52%			
OVERALL	1600	100%			

SNAP POLL

RESPONDENT PARTY ID BREAKDOWN BY CANDIDATE				
	TRUMP (R)	HARRIS (D)	OTHER/UND.	
DEMOCRATS 41%	8%	88%	4%	
REPUBLICANS 40%	91%	6%	3%	
INDEPENDENTS	49%	46%	7%	

RESPONDENT PARTY ID BREAKDOWN OVERALL				
GENDER	NUM. OF RESP.	%		
DEMOCRATS	656	41%		
REPUBLICANS	640	40%		
INDEPENDENTS	304	19%		
OVERALL	1600	100%		

RESPONDENT RACE BREAKDOWN BY CANDIDATE				
	TRUMP (R)	HARRIS (D)	OTHERS	
WHITE 69%	51%	43%	6%	
LATINO 8%	31%	63%	5%	
BLACK 20%	13%	82%	5%	
ASIAN N/A	N/A	N/A	N/A	
OTHER 3%	23%	69%	8%	

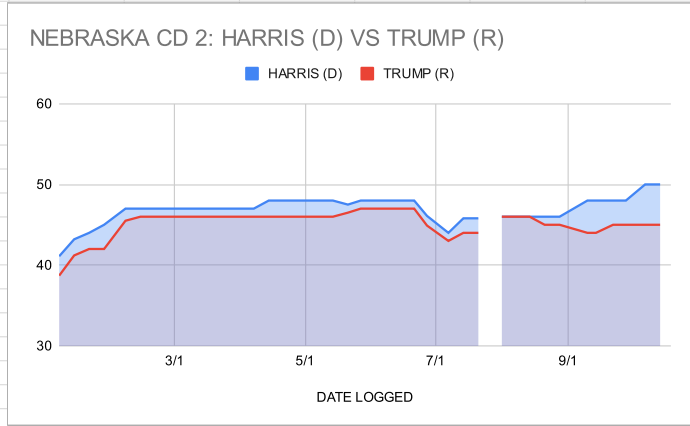
RESPONDENT RACE BREAKDOWN OVERALL				
	NUM. OF RESP.	%		
WHITE	1080	68%		
LATINO	144	9%		
BLACK	328	20%		
ASIAN	N/A	N/A		
OTHER	48	3%		
OVERALL	1600	100%		

TRUMP VS HARRIS NEBRASKA CD 2

M.O.E - +3/-3

DATE LOGGED	HARRIS (D)	TRUMP (R)
1/7	41.1	38.7
1/14	43.2	41.2
1/21	44	42
1/28	45	42
2/7	47	45.5
2/14	47	46
2/21	47	46
2/27	47	46
3/7	47	46
3/14	47	46
3/21	47	46
3/27	47	46
4/7	47	46
4/14	48	46
4/21	48	46
4/28	48	46
5/7	48	46
5/14	48	46
5/21	47.5	46.5
5/27	48	47
6/7	48	47
6/14	48	47
6/21	48	47
6/27	46.1	44.9
7/7	44	43
7/14	45.8	44
7/21	45.8	44
7/21	BIDEN DROPS OUT	
8/1	46	46
8/7	46	46
8/14	46	46
8/21	46	45
8/28	46	45
9/10	48	44
9/14	48	44
9/22	48	45
9/28	48	45
10/7	50	45
10/14	50	45

OVERALL	HARRIS+5.0	TILT HARRIS	▲
FINAL RESULT			



(POLL CONDUCTED BY PHONE) 100 L.V. POLLED STATEWIDE

LIKELY VOTE IN 2024 PRESIDENTIAL ELECTION RESPONDENT BREAKDOWN				
CANDIDATE	RESPONSE			
TRUMP (R)	45			
HARRIS (D)	50			
OTHER/UND.	8			
OVERALL	1600			

RESPONDENT GENDER BREAKDOWN BY CANDIDATE				
	TRUMP (R)	HARRIS (D)	OTHER/UND.	
MALE 47%	46%	41%	13%	
FEMALE 53%	38%	50%	12%	

RESPONDENT GENDER BREAKDOWN OVERALL				
	NUM. OF RESP.	%		
MALE	47	47%		
FEMALE	53	53%		
OVERALL	100	100%		

SNAP POLL

RESPONDENT PARTY ID BREAKDOWN BY CANDIDATE				
	TRUMP (R)	HARRIS (D)	OTHER/UND.	
DEMOCRATS 25%	3%	95%	2%	
REPUBLICANS 32%	88%	9%	3%	
INDEPENDENTS	42%	48%	10%	

RESPONDENT PARTY ID BREAKDOWN OVERALL				
GENDER	NUM. OF RESP.	%		
DEMOCRATS	25	25%		
REPUBLICANS	32	32%		
INDEPENDENTS	43	43%		
OVERALL	100	100%		

RESPONDENT RACE BREAKDOWN BY CANDIDATE				
	TRUMP (R)	HARRIS (D)	OTHERS	
WHITE 100%	51%	43%	6%	
LATINO N/A	N/A	N/A	N/A	
BLACK N/A	N/A	N/A	N/A	
ASIAN N/A	N/A	N/A	N/A	
OTHER N/A	N/A	N/A	N/A	

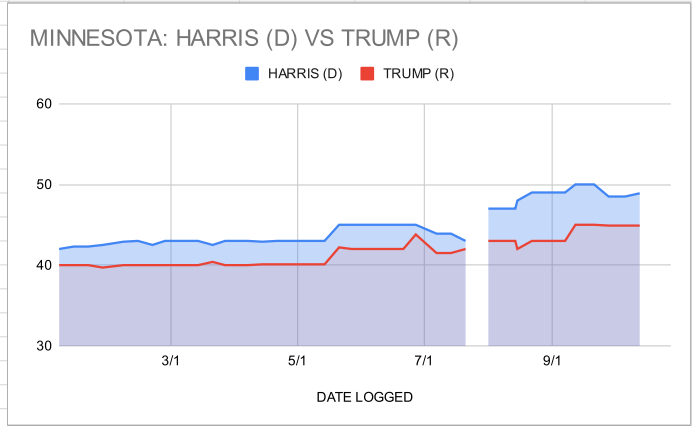
RESPONDENT RACE BREAKDOWN OVERALL				
	NUM. OF RESP.	%		
WHITE	100	100%		
LATINO	N/A	N/A		
BLACK	N/A	N/A		
ASIAN	N/A	N/A		
OTHER	N/A	N/A		
OVERALL	100	100%		

TRUMP VS HARRIS MINNESOTA

M.O.E - +3/-3

DATE LOGGED	HARRIS (D)	TRUMP (R)
1/7	42	40
1/14	42.3	40
1/21	42.3	40
1/28	42.5	39.7
2/7	42.9	40
2/14	43	40
2/21	42.5	40
2/27	43	40
3/7	43	40
3/14	43	40
3/21	42.5	40.4
3/27	43	40
4/7	43	40
4/14	42.9	40.1
4/21	43	40.1
4/28	43	40.1
5/7	43	40.1
5/14	43	40.1
5/21	45	42.2
5/27	45	42
6/7	45	42
6/14	45	42
6/21	45	42
6/27	45	43.8
7/7	43.9	41.5
7/14	43.9	41.5
7/21	43	42
7/21	BIDEN DROPS OUT	
8/1	47	43
8/7	47	43
8/14	47	43
8/15	48	42
8/22	49	43
8/28	49	43
8/28	49	43
9/7	49	43
9/12	50	45
9/21	50	45
9/28	48.5	44.9
10/6	48.5	44.9
10/13	48.9	44.9
10/28		

OVERALL	HARRIS+4.0	TILT HARRIS	▲
FINAL RESULT			



(POLL CONDUCTED BY PHONE) 1000 L.V. POLLED STATEWIDE

LIKELY VOTE IN 2024 PRESIDENTIAL ELECTION RESPONDENT BREAKDOWN				
CANDIDATE	RESPONSE			
TRUMP (R)	449			
HARRIS (D)	489			
OTHER/UND.	62			
OVERALL	1000			

RESPONDENT GENDER BREAKDOWN BY CANDIDATE				
	TRUMP (R)	HARRIS (D)	OTHER/UND.	
MALE 47%	50%	44%	6%	
FEMALE 53%	43%	54%	3%	

RESPONDENT GENDER BREAKDOWN OVERALL				
GENDER	NUM. OF RESP.	%		
MALE	470	47%		
FEMALE	530	53%		
OVERALL	1000	100%		

SNAP POLL

RESPONDENT PARTY ID BREAKDOWN BY CANDIDATE				
	TRUMP (R)	HARRIS (D)	OTHER/UND.	
DEMOCRATS 40%	5%	90%	5%	
REPUBLICANS 35%	88%	8%	4%	
INDEPENDENTS 25%	42%	50%	8%	

RESPONDENT PARTY ID BREAKDOWN OVERALL				
	NUM. OF RESP.	%		
DEMOCRATS	400	40%		
REPUBLICANS	350	35%		
INDEPENDENTS	250	25%		
OVERALL	1000	100%		

RESPONDENT RACE BREAKDOWN BY CANDIDATE				
	TRUMP (R)	HARRIS (D)	OTHERS	
WHITE 76%	50%	44%	6%	
LATINO 6%	27%	67%	6%	
BLACK 8%	13%	81%	6%	
ASIAN 2%	20%	75%	5%	
OTHER 7%	17%	79%	4%	

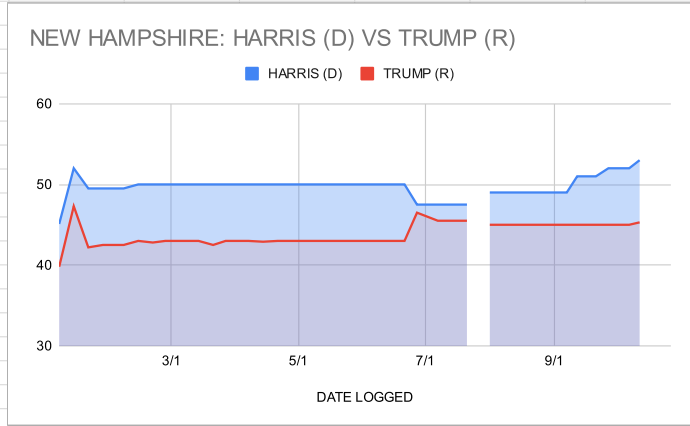
RESPONDENT RACE BREAKDOWN OVERALL				
	NUM. OF RESP.	%		
WHITE	760	76%		
LATINO	60	6%		
BLACK	80	8%		
ASIAN	20	2%		
OTHER	70	7%		
OVERALL	1000	100%		

TRUMP VS HARRIS NEW HAMPSHIRE

M.O.E - +3/-3

DATE LOGGED	HARRIS (D)	TRUMP (R)
1/7	45.1	39.8
1/14	52	47.3
1/21	49.5	42.2
1/28	49.5	42.5
2/7	49.5	42.5
2/14	50	43
2/21	50	42.8
2/27	50	43
3/7	50	43
3/14	50	43
3/21	50	42.5
3/27	50	43
4/7	50	43
4/14	50	42.9
4/21	50	43
4/28	50	43
5/7	50	43
5/14	50	43
5/21	50	43
5/27	50	43
6/7	50	43
6/14	50	43
6/21	50	43
6/27	47.5	46.5
7/7	47.5	45.5
7/14	47.5	45.5
7/21	47.5	45.5
7/21	BIDEN DROPS OUT	
8/1	49	45
8/7	49	45
8/14	49	45
8/21	49	45
8/28	49	45
9/7	49	45
9/12	51	45
9/21	51	45
9/27	52	45
10/7	52	45
10/12	53	45.3

OVERALL **HARRIS+7.7** **LEAN HARRIS** **▲**
FINAL RESULT



(POLL CONDUCTED BY PHONE) 400 L.V. POLLED STATEWIDE

LIKELY VOTE IN 2024 PRESIDENTIAL ELECTION RESPONDENT BREAKDOWN				
CANDIDATE	RESPONSE			
TRUMP (R)	181			
HARRIS (D)	212			
OTHER/UND.	7			
OVERALL	400			

RESPONDENT GENDER BREAKDOWN BY CANDIDATE				
	TRUMP (R)	HARRIS (D)	OTHER/UND.	
MALE 44%	53%	43%	4%	
FEMALE 56%	40%	58%	2%	

RESPONDENT GENDER BREAKDOWN OVERALL				
	NUM. OF RESP.	%		
MALE	176	44%		
FEMALE	224	56%		
OVERALL	400	100%		

SNAP POLL

RESPONDENT PARTY ID BREAKDOWN BY CANDIDATE				
	TRUMP (R)	HARRIS (D)	OTHER/UND.	
DEMOCRATS 40%	6%	90%	4%	
REPUBLICANS 36	92%	6%	2%	
INDEPENDENTS	46%	49%	5%	

RESPONDENT PARTY ID BREAKDOWN OVERALL				
GENDER	NUM. OF RESP.	%		
DEMOCRATS	160	40%		
REPUBLICANS	144	36%		
INDEPENDENTS	96	24%		
OVERALL	400	100%		

RESPONDENT RACE BREAKDOWN BY CANDIDATE				
	TRUMP (R)	HARRIS (D)	OTHER/UND.	
WHITE 100%	45%	52%	16%	
LATINO N/A				
BLACK N/A				
ASIAN N/A				
OTHER N/A				

RESPONDENT RACE BREAKDOWN OVERALL				
	NUM. OF RESP.	%		
WHITE	400	100%		
LATINO	N/A	N/A		
BLACK	N/A	N/A		
ASIAN	N/A	N/A		
OTHER	N/A	N/A		
OVERALL	N/A	N/A		
OVERALL	N/A	N/A		

TRUMP VS HARRIS VIRGINIA

M.O.E - +3/-3

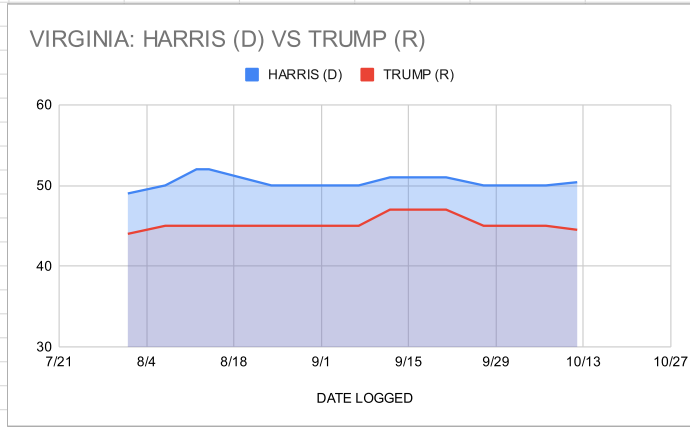
DATE LOGGED HARRIS (D) TRUMP (R)

7/21	BIDEN DROPS OUT	
8/1	49	44
8/7	50	45
8/12	52	45
8/14	52	45
8/24	50	45
8/28	50	45
9/7	50	45
9/12	51	47
9/21	51	47
9/27	50	45
10/7	50	45
10/12	50.4	44.5

SNAP POLL

OVERALL HARRIS+5.9 TILT HARRIS ▲

FINAL RESULT



(POLL CONDUCTED BY PHONE) 1300 L.V. POLLED STATEWIDE

LIKELY VOTE IN 2024 PRESIDENTIAL ELECTION RESPONDENT BREAKDOWN

CANDIDATE	RESPONSE			
TRUMP (R)	579			
HARRIS (D)	655			
OTHER/UND.	66			
OVERALL	1300			

RESPONDENT GENDER BREAKDOWN BY CANDIDATE

	TRUMP (R)	HARRIS (D)	OTHER/UND.	
MALE 46%	51%	46%	3%	
FEMALE 54%	44%	54%	2%	

RESPONDENT GENDER BREAKDOWN OVERALL

GENDER	NUM. OF RESP.	%		
MALE	624	48%		
FEMALE	676	52%		
OVERALL	1300	100%		

RESPONDENT PARTY ID BREAKDOWN BY CANDIDATE				
	TRUMP (R)	HARRIS (D)	OTHER/UND.	
DEMOCRATS 42%	3%	94%	3%	
REPUBLICANS 38%	86%	8%	6%	
INDEPENDENTS	44%	49%	7%	

RESPONDENT PARTY ID BREAKDOWN OVERALL				
	NUM. OF RESP.	%		
DEMOCRATS	546	42%		
REPUBLICANS	494	38%		
INDEPENDENTS	260	20%		
OVERALL	1300	100%		

RESPONDENT RACE BREAKDOWN BY CANDIDATE				
	TRUMP (R)	HARRIS (D)	OTHER/UND.	
WHITE 75%	53%	43%	4%	
LATINO 8%	33%	64%	3%	
BLACK 13%	12%	86%	2%	
ASIAN 2%	21%	76%	3%	
OTHER 2%	27%	68%	5%	

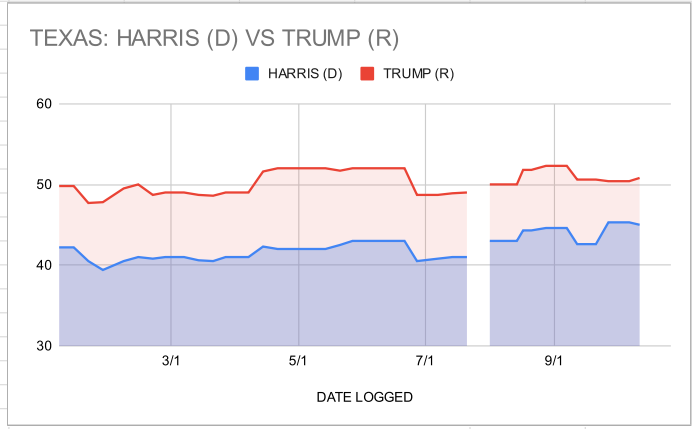
RESPONDENT RACE BREAKDOWN OVERALL				
	NUM. OF RESP.	%		
WHITE	975	75%		
LATINO	104	8%		
BLACK	169	13%		
ASIAN	24	2%		
OTHER	28	2%		
OVERALL	1300	100%		

TRUMP VS HARRIS TEXAS

M.O.E - +3/-3

DATE LOGGED	HARRIS (D)	TRUMP (R)
1/7	42.2	49.8
1/14	42.2	49.8
1/21	40.5	47.7
1/28	39.4	47.8
2/7	40.5	49.5
2/14	41	50
2/21	40.8	48.7
2/27	41	49
3/7	41	49
3/14	40.6	48.7
3/21	40.5	48.6
3/27	41	49
4/7	41	49
4/14	42.3	51.6
4/21	42	52
4/28	42	52
5/7	42	52
5/14	42	52
5/21	42.5	51.7
5/27	43	52
6/7	43	52
6/14	43	52
6/21	43	52
6/27	40.5	48.7
7/7	40.8	48.7
7/14	41	48.9
7/21	41	49
7/21	BIDEN DROPS OUT	
8/1	43	50
8/7	43	50
8/14	43	50
8/17	44.3	51.8
8/21	44.3	51.8
8/28	44.6	52.3
9/7	44.6	52.3
9/12	42.6	50.6
9/21	42.6	50.6
9/27	45.3	50.4
10/7	45.3	50.4
10/12	45	50.8

OVERALL	TRUMP+5.8	TILT TRUMP	▲
FINAL RESULT			



(POLL CONDUCTED BY PHONE) 4,000 L.V. POLLED STATEWIDE

LIKELY VOTE IN 2024 PRESIDENTIAL ELECTION RESPONDENT BREAKDOWN				
CANDIDATE	RESPONSE			
TRUMP (R)	2008			
HARRIS (D)	1816			
OTHER/UND.	172			
OVERALL	4000			

RESPONDENT GENDER BREAKDOWN BY CANDIDATE				
	TRUMP (R)	HARRIS (D)	OTHER/UND.	
MALE 51%	54%	39%	7%	
FEMALE 49%	40%	55%	5%	

RESPONDENT GENDER BREAKDOWN OVERALL				
GENDER	NUM. OF RESP.	%		
MALE	2040	51%		
FEMALE	1960	49%		
OVERALL	4000	100%		

SNAP POLL

RESPONDENT PARTY ID BREAKDOWN BY CANDIDATE				
	TRUMP (R)	HARRIS (D)	OTHER/UND.	
DEMOCRATS 40%	5%	94%	1%	
REPUBLICANS 47%	96%	2%	2%	
INDEPENDENTS	47%	44%	9%	

RESPONDENT PARTY ID BREAKDOWN OVERALL				
	NUM. OF RESP.	%		
DEMOCRATS	1604	40%		
REPUBLICANS	1800	45%		
INDEPENDENTS	596	15%		
OVERALL	4000	100%		

RESPONDENT RACE BREAKDOWN BY CANDIDATE				
	TRUMP (R)	HARRIS (D)	OTHER/UND.	
WHITE 55%	53%	42%	5%	
LATINO 26%	40%	54%	6%	
BLACK 11%	13%	82%	5%	
ASIAN 6%	22%	72%	6%	
OTHER 2%	28%	62%	10%	

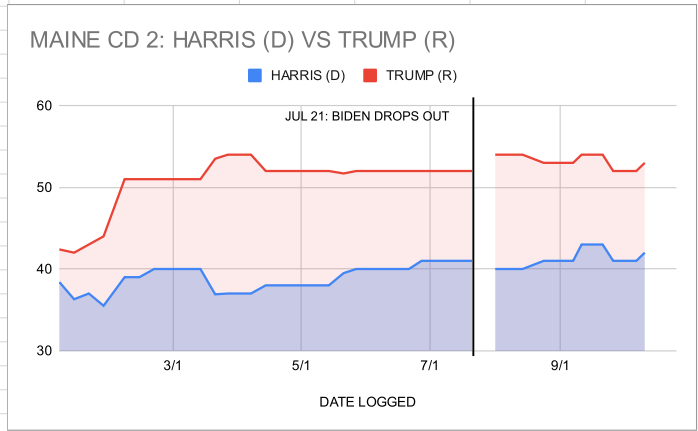
RESPONDENT RACE BREAKDOWN OVERALL				
	NUM. OF RESP.	%		
WHITE	2198	55%		
LATINO	1047	26%		
BLACK	435	11%		
ASIAN	240	6%		
OTHER	80	2%		
OVERALL	4000	100%		

TRUMP VS HARRIS MAINE CD 2

M.O.E - +3/-3

DATE LOGGED	HARRIS (D)	TRUMP (R)
1/7	38.4	42.4
1/14	36.3	42
1/21	37	43
1/28	35.5	44
2/7	39	51
2/14	39	51
2/21	40	51
2/27	40	51
3/7	40	51
3/14	40	51
3/21	36.9	53.5
3/27	37	54
4/7	37	54
4/14	38	52
4/21	38	52
4/28	38	52
5/7	38	52
5/14	38	52
5/21	39.5	51.7
5/27	40	52
6/7	40	52
6/14	40	52
6/21	40	52
6/27	41	52
7/7	41	52
7/14	41	52
7/21	41	52
7/21	BIDEN DROPS OUT	
8/1	40	54
8/7	40	54
8/14	40	54
8/24	41	53
8/27	41	53
8/28	41	53
9/7	41	53
9/11	43	54
9/14	43	54
9/21	43	54
9/26	41	52
10/7	41	52
10/11	42	53
10/26		

OVERALL	TRUMP+11.0	LIKELY TRUMP	-
FINAL RESULT			



(POLL CONDUCTED BY PHONE) 100 L.V. POLLED STATEWIDE

LIKELY VOTE IN 2024 PRESIDENTIAL ELECTION RESPONDENT BREAKDOWN					
CANDIDATE	RESPONSE				
TRUMP (R)					
HARRIS (D)					
OTHER/UND.					
OVERALL					

RESPONDENT GENDER BREAKDOWN BY CANDIDATE					
	TRUMP (R)	HARRIS (D)	CAND. TOTAL	%	
MALE					
FEMALE					
OVERALL					

RESPONDENT GENDER BREAKDOWN OVERALL					
GENDER	NUM. OF RESP.	%			
MALE					
FEMALE					
OVERALL					

SNAP POLL

RESPONDENT PARTY ID BREAKDOWN BY CANDIDATE				
	TRUMP (R)	HARRIS (D)	CAND. TOTAL	%
DEMOCRATS				
REPUBLICANS				
INDEPENDENTS				
OVERALL				

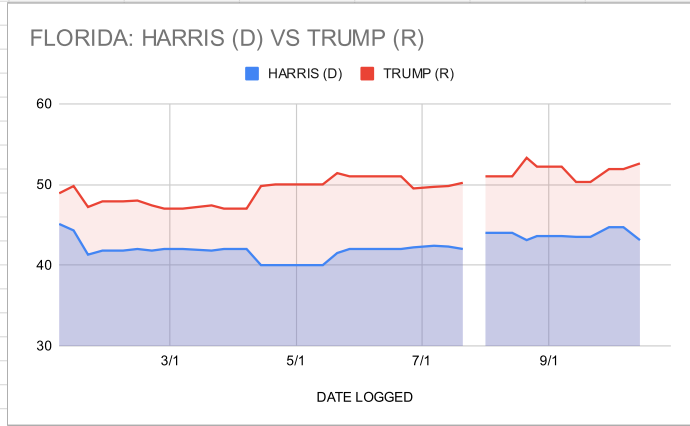
RESPONDENT PARTY ID BREAKDOWN OVERALL				
	NUM. OF RESP.	%		
DEMOCRATS				
REPUBLICANS				
INDEPENDENTS				
OVERALL				

RESPONDENT RACE BREAKDOWN BY CANDIDATE				
	TRUMP (R)	HARRIS (D)	CAND. TOTAL	%
WHITE				
LATINO				
BLACK				
ASIAN				
OTHER				
OVERALL				

RESPONDENT RACE BREAKDOWN OVERALL				
	NUM. OF RESP.	%		
WHITE				
LATINO				
BLACK				
ASIAN				
OTHER				
OVERALL				

TRUMP VS HARRIS FLORIDA		
M.O.E - +3/-3		
DATE LOGGED	HARRIS (D)	TRUMP (R)
1/7	45.1	48.9
1/14	44.3	49.8
1/21	41.3	47.2
1/28	41.8	47.9
2/7	41.8	47.9
2/14	42	48
2/21	41.8	47.4
2/27	42	47
3/7	42	47
3/14	41.9	47.2
3/21	41.8	47.4
3/27	42	47
4/7	42	47
4/14	40	49.8
4/21	40	50
4/28	40	50
5/7	40	50
5/14	40	50
5/21	41.5	51.4
5/27	42	51
6/7	42	51
6/14	42	51
6/21	42	51
6/27	42.2	49.5
7/7	42.4	49.7
7/14	42.3	49.8
7/21	42	50.2
7/21	BIDEN DROPS OUT	
8/1	44	51
8/7	44	51
8/14	44	51
8/21	43.1	53.3
8/26	43.6	52.2
8/28	43.6	52.2
9/7	43.6	52.2
9/14	43.5	50.3
9/21	43.5	50.3
9/30	44.7	51.9
10/7	44.7	51.9
10/15	43.1	52.6

OVERALL **TRUMP+9.5** **LEAN TRUMP** ▲
FINAL RESULT



(POLL CONDUCTED BY PHONE) 3,000 L.V. OVERALL POLLED

LIKELY VOTE IN 2024 PRESIDENTIAL ELECTION RESPONDENT BREAKDOWN				
CANDIDATE	RESPONSE			
TRUMP (R)	1578			
HARRIS (D)	1293			
OTHER/UND.	108			
OVERALL	3000			

RESPONDENT GENDER BREAKDOWN BY CANDIDATE				
	TRUMP (R)	HARRIS (D)	OTHER/UND.	
MALE 50%	56%	40%	4%	
FEMALE 50%	50%	46%	4%	

RESPONDENT GENDER BREAKDOWN OVERALL				
GENDER	NUM. OF RESP.	%		
MALE	1509	50%		
FEMALE	1,491	50%		
OVERALL	3000	100%		

RESPONDENT PARTY ID BREAKDOWN BY CANDIDATE				
	TRUMP (R)	HARRIS (D)	OTHER/UND.	
DEMOCRATS 30%	8%	87%	5%	
REPUBLICANS 41%	94%	4%	2%	
INDEPENDENTS 29%	51%	44%	5%	

RESPONDENT PARTY ID BREAKDOWN OVERALL				
	NUM. OF RESP.	%		
DEMOCRATS	900	30%		
REPUBLICANS	1320	44%		
INDEPENDENTS	780	26%		
OVERALL	3000	100%		

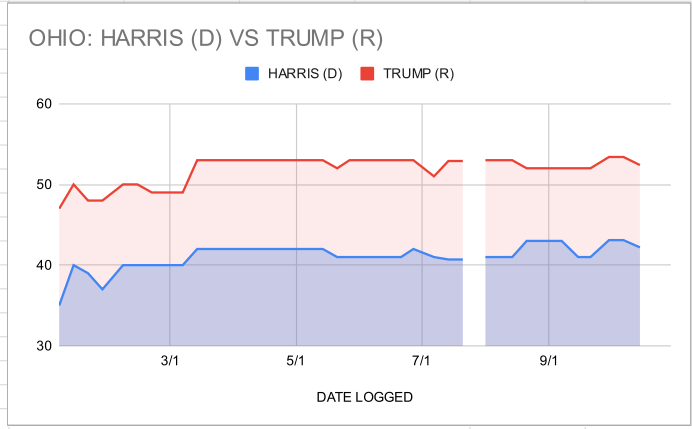
RESPONDENT RACE BREAKDOWN BY CANDIDATE				
	TRUMP (R)	HARRIS (D)	OTHER/UND.	
WHITE 65%	57%	39%	4%	
LATINO 23%	48%	49%	3%	
BLACK 9%	15%	81%	4%	
ASIAN N/A	N/A	N/A	N/A	
OTHER 3%	41.00%	56%	3%	

RESPONDENT RACE BREAKDOWN OVERALL				
	NUM. OF RESP.	%		
WHITE	1949	65%		
LATINO	697	23%		
BLACK	263	9%		
ASIAN	N/A	N/A		
OTHER	91	3%		
OVERALL	3000	100%		

TRUMP VS HARRIS OHIO		
M.O.E - +3/-3		
DATE LOGGED	HARRIS (D)	TRUMP (R)
1/7	35	47
1/14	40	50
1/21	39	48
1/28	37	48
2/7	40	50
2/14	40	50
2/21	40	49
2/27	40	49
3/7	40	49
3/14	42	53
3/21	42	53
3/27	42	53
4/7	42	53
4/14	42	53
4/21	42	53
4/28	42	53
5/7	42	53
5/14	42	53
5/21	41	52
5/27	41	53
6/7	41	53
6/14	41	53
6/21	41	53
6/27	42	53
7/7	41	51
7/14	40.7	52.9
7/21	40.7	52.9
7/21	BIDEN DROPS OUT	
8/1	41	53
8/7	41	53
8/14	41	53
8/21	43	52
8/28	43	52
9/7	43	52
9/15	41	52
9/21	41	52
9/30	43.1	53.4
10/7	43.1	53.4
10/15	42.2	52.4

OVERALL **TRUMP+10.2** **LIKELY TRUMP**

FINAL RESULT



(POLL CONDUCTED BY PHONE) 1,700 L.V. OVERALL POLLED

LIKELY VOTE IN 2024 PRESIDENTIAL ELECTION RESPONDENT BREAKDOWN				
CANDIDATE	RESPONSE			
TRUMP (R)	891			
HARRIS (D)	717			
OTHER/UND.	92			
OVERALL	1700			

RESPONDENT GENDER BREAKDOWN BY CANDIDATE				
	TRUMP (R)	HARRIS (D)	OTHER/UND.	
MALE 48%	57%	38%	5%	
FEMALE 52%	48%	47%	5%	

RESPONDENT GENDER BREAKDOWN OVERALL				
GENDER	NUM. OF RESP.	%		
MALE	816	48%		
FEMALE	884	52%		
OVERALL	1700	100%		

RESPONDENT PARTY ID BREAKDOWN BY CANDIDATE				
	TRUMP (R)	HARRIS (D)	OTHER/UND.	
DEMOCRATS 30%	10%	85%	5%	
REPUBLICANS 41%	94%	4%	2%	
INDEPENDENTS 29%	51%	42%	7%	

RESPONDENT PARTY ID BREAKDOWN OVERALL				
	NUM. OF RESP.	%		
DEMOCRATS	561	33%		
REPUBLICANS	765	45%		
INDEPENDENTS	374	22%		
OVERALL	1700	100%		

RESPONDENT RACE BREAKDOWN BY CANDIDATE				
	TRUMP (R)	HARRIS (D)	OTHER/UND.	
WHITE 77%	57%	39%	4%	
LATINO 8%	42%	55%	3%	
BLACK 15%	15%	81%	4%	
ASIAN N/A	N/A	N/A	N/A	
OTHER N/A	N/A	N/A	N/A	

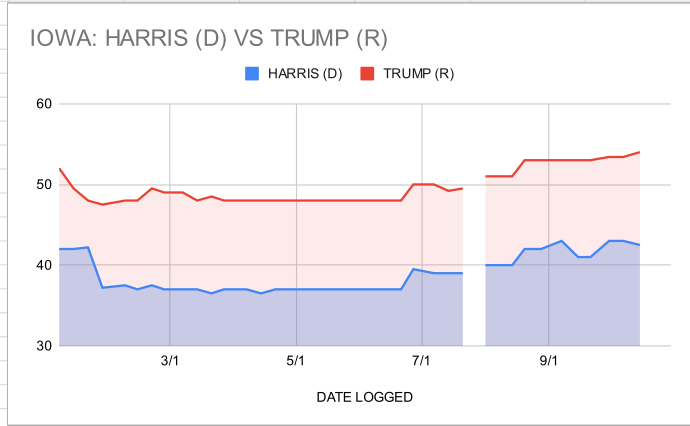
RESPONDENT RACE BREAKDOWN OVERALL				
	NUM. OF RESP.	%		
WHITE	1309	77%		
LATINO	136	8%		
BLACK	255	15%		
ASIAN	N/A	N/A		
OTHER	N/A	N/A		
OVERALL	1700	100%		

TRUMP VS HARRIS IOWA

M.O.E - +3/-3

DATE LOGGED	HARRIS (D)	TRUMP (R)
1/7	42	52
1/14	42	49.5
1/21	42.2	48
1/28	37.2	47.5
2/8	37.5	48
2/14	37	48
2/21	37.5	49.5
2/27	37	49
3/7	37	49
3/14	37	48
3/21	36.5	48.5
3/27	37	48
4/7	37	48
4/14	36.5	48
4/21	37	48
4/28	37	48
5/7	37	48
5/14	37	48
5/21	37	48
5/27	37	48
6/7	37	48
6/14	37	48
6/21	37	48
6/27	39.5	50
7/7	39	50
7/14	39	49.2
7/21	39	49.5
7/21	BIDEN DROPS OUT	
8/1	40	51
8/7	40	51
8/14	40	51
8/20	42	53
8/28	42	53
9/7	43	53
9/15	41	53
9/21	41	53
9/30	43	53.4
10/7	43	53.4
10/15	42.5	54

OVERALL	TRUMP+11.5	LIKELY TRUMP	▲
FINAL RESULT			



(POLL CONDUCTED BY PHONE) 600 L.V. OVERALL POLLED

LIKELY VOTE IN 2024 PRESIDENTIAL ELECTION RESPONDENT BREAKDOWN				
CANDIDATE	RESPONSE			
TRUMP (R)	324			
HARRIS (D)	255			
OTHER/UND.	21			
OVERALL	600			

RESPONDENT GENDER BREAKDOWN BY CANDIDATE				
	TRUMP (R)	HARRIS (D)	OTHER/UND.	
MALE 48%	59%	36%	5%	
FEMALE 52%	50%	47%	3%	

RESPONDENT GENDER BREAKDOWN OVERALL				
GENDER	NUM. OF RESP.	%		
MALE	288	48%		
FEMALE	312	52%		
OVERALL	600	100%		

10/30

RESPONDENT PARTY ID BREAKDOWN BY CANDIDATE				
	TRUMP (R)	HARRIS (D)	OTHER/UND.	
DEMOCRATS 30%	10%	85%	5%	
REPUBLICANS 41%	94%	4%	2%	
INDEPENDENTS 29%	51%	42%	7%	

RESPONDENT PARTY ID BREAKDOWN OVERALL				
	NUM. OF RESP.	%		
DEMOCRATS	204	34%		
REPUBLICANS	306	51%		
INDEPENDENTS	90	15%		
OVERALL	600	100%		

RESPONDENT RACE BREAKDOWN BY CANDIDATE				
	TRUMP (R)	HARRIS (D)	OTHER/UND.	
WHITE 96%	56%	40%	4%	
LATINO 2%	42%	55%	5%	
BLACK 2%	9%	91%	0%	
ASIAN N/A	N/A	N/A	N/A	
OTHER N/A	N/A	N/A	N/A	

RESPONDENT RACE BREAKDOWN OVERALL				
	NUM. OF RESP.	%		
WHITE	576	96%		
LATINO	12	2%		
BLACK	12	2%		
ASIAN	N/A	N/A		
OTHER	N/A	N/A		
OVERALL	600	100%		