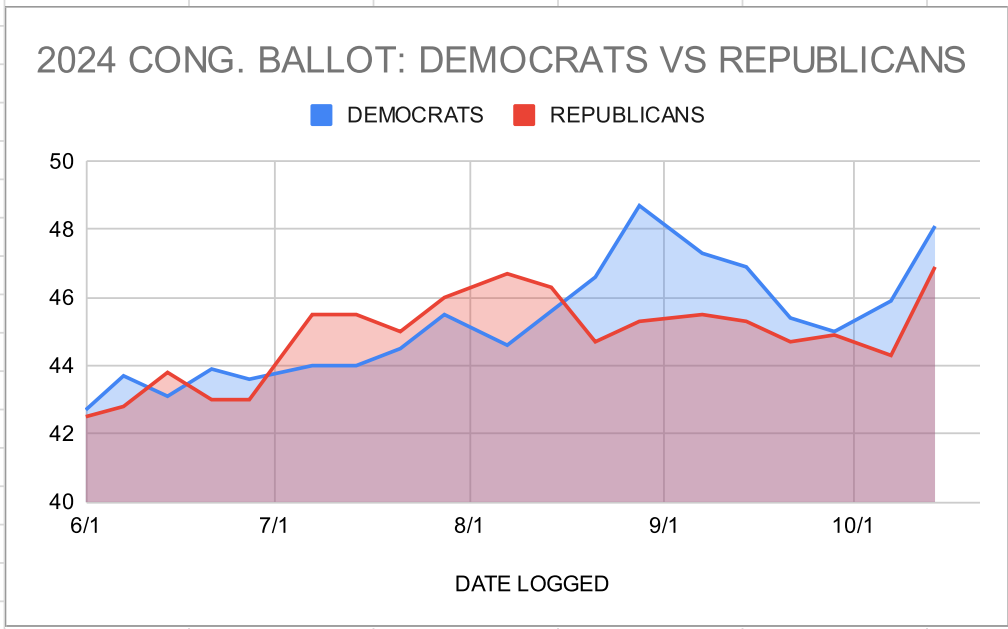


2024 GENERIC CONGRESSIONAL BALLOT NATIONAL POLLING

M.O.E - +3/-3		
DATE LOGGED	DEMOCRATS	REPUBLICANS
6/1	42.7	42.5
6/7	43.7	42.8
6/14	43.1	43.8
6/21	43.9	43
6/27	43.6	43
7/7	44	45.5
7/14	44	45.5
7/21	44.5	45
7/28	45.5	46
8/7	44.6	46.7
8/14	45.6	46.3
8/21	46.6	44.7
8/28	48.7	45.3
9/7	47.3	45.5
9/14	46.9	45.3
9/21	45.4	44.7
9/28	45	44.9
10/7	45.9	44.3
10/14	48.1	46.9

OVERALL DEMOCRATS+1.2 REPUBLICANS

FINAL RESULT



100 ~ L.V. EACH STATE ~ APPLIES FOR ALL STATES
(POLL CONDUCTED BY PHONE) 5,000 VOTERS OVERALL

LIKELY VOTE IN 2024 CONGRESSIONAL RACES RESPONDENT BREAKDOWN				
CANDIDATE	RESPONSE			
REPUBLICANS	2245			
DEMOCRATS	2350			
OTHER/UND.	360			
OVERALL	5000			

--	--	--

RESPONDENT GENDER BREAKDOWN BY CANDIDATE

	REPUBLICANS	DEMOCRATS	OTHER/UND		
MALE 47%	50%	40%	10%		
FEMALE 53%	39%	50%	11%		

RESPONDENT GENDER BREAKDOWN OVERALL

	NUM. OF RESP.	%			
MALE	2415	48%			
FEMALE	2585	52%			
OVERALL	5000	100%			

RESPONDENT PARTY ID BREAKDOWN BY CANDIDATE

	REPUBLICANS	DEMOCRATS	OTHER/UND		
DEMOCRATS 38%	3%	93%	4%		
REPUBLICANS 37%	89%	5%	6%		
INDEPENDENTS	44%	45%	11%		

RESPONDENT PARTY ID BREAKDOWN OVERALL

	NUM. OF RESP.	%			
DEMOCRATS	1908	38%			
REPUBLICANS	1850	37%			
INDEPENDENTS	1242	25%			

OVERALL	5000	100%		

RESPONDENT RACE BREAKDOWN BY CANDIDATE

	REPUBLICANS	DEMOCRATS	OTHER/UND	
WHITE 67%	50%	41%	9%	
LATINO 14%	35%	53%	12%	
BLACK 9%	11%	80%	9%	
ASIAN 7%	20%	70%	10%	
OTHER 3%	34%	51%	15%	

RESPONDENT RACE BREAKDOWN OVERALL

	NUM. OF RESP.	%	
WHITE	3357	67%	
LATINO	699	14%	
BLACK	450	9%	
ASIAN	344	7%	
OTHER	150	3%	
OVERALL	5000	100%	

MONTANA SENATE: TESTER VS SHEEHY

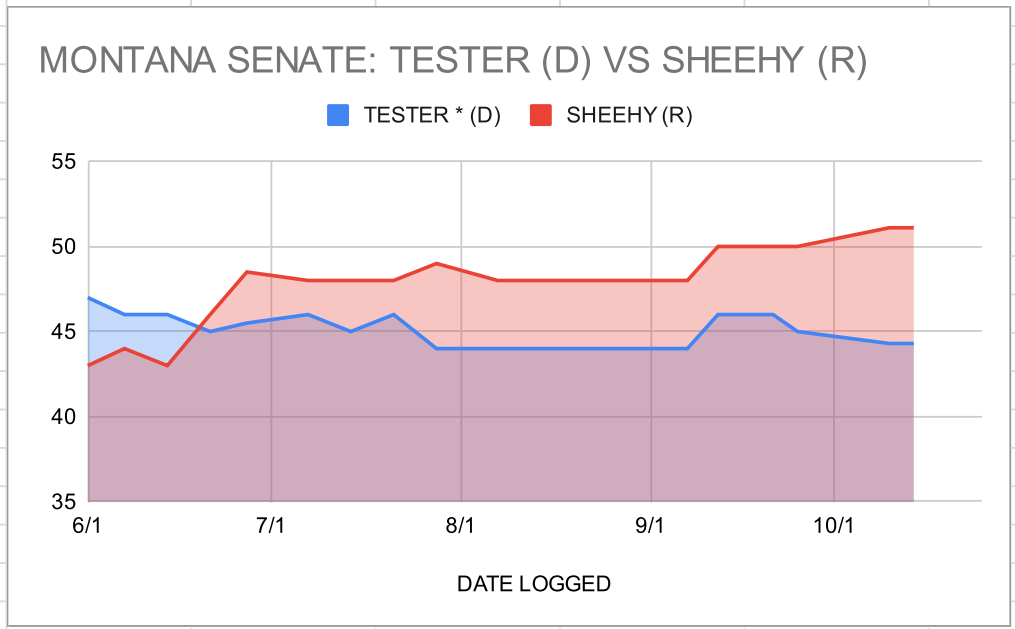
M.O.E - +3/-3

DATE LOGGED	TESTER * (D)	SHEEHY (R)
6/1	47	43
6/7	46	44
6/14	46	43
6/21	45	46
6/27	45.5	48.5
7/7	46	48
7/14	45	48
7/21	46	48
7/28	44	49
8/7	44	48
8/14	44	48
8/21	44	48
8/28	44	48
9/7	44	48
9/12	46	50
9/21	46	50
9/25	45	50
10/10	44.3	51.1
10/14	44.3	51.1

10/25

OVERALL **SHEEHY+6.8** **LEAN GOP** **▲**

FINAL RESULT



(POLL CONDUCTED BY PHONE) 300 L.V. VOTERS POLLED OVERALL

LIKELY VOTE IN 2024 MT SENATE ELECTION RESPONDENT BREAKDOWN				
CANDIDATE	RESPONSE			
SHEEHY (R)	204			
TESTER * (D)	177			
OTHER/UND.	19			
OVERALL	400			

RESPONDENT GENDER BREAKDOWN BY CANDIDATE				
	SHEEHY (R)	TESTER (D)	OTHER/UND.	
MALE 55%	50%	43%	7%	
FEMALE 45%	45%	48%	7%	

RESPONDENT GENDER BREAKDOWN OVERALL				
GENDER	NUM. OF RESP.	%		
MALE	224	55%		
FEMALE	176	45%		

RESPONDENT PARTY ID BREAKDOWN BY CANDIDATE				
	SHEEHY (R)	TESTER (D)	OTHER/UND.	
DEMOCRATS 28%	9%	94%	4%	
REPUBLICANS 52%	85%	13%	8%	
INDEPENDENTS 20%	43%	43%	14%	

RESPONDENT PARTY ID BREAKDOWN OVERALL				
	NUM. OF RESP.	%		
DEMOCRATS	112	28%		
REPUBLICANS	206	52%		
INDEPENDENTS	82	20%		

RESPONDENT RACE BREAKDOWN BY CANDIDATE					
--	--	--	--	--	--

	SHEEHY (R)	TESTER (D)	OTHER/UND.		
WHITE 91%	48%	43%	9%		
LATINO 3%	33%	50%	17%		
BLACK N/A	N/A	N/A	N/A		
ASIAN N/A	N/A	N/A	N/A		
OTHER 6%	8.00%	92%	0%		

RESPONDENT RACE BREAKDOWN OVERALL					
-----------------------------------	--	--	--	--	--

	NUM. OF RESP.	%			
WHITE	364	91%			
LATINO	12	3%			
BLACK	N/A	N/A			
ASIAN	N/A	N/A			
OTHER	24	6%			
OVERALL	1100	100%			

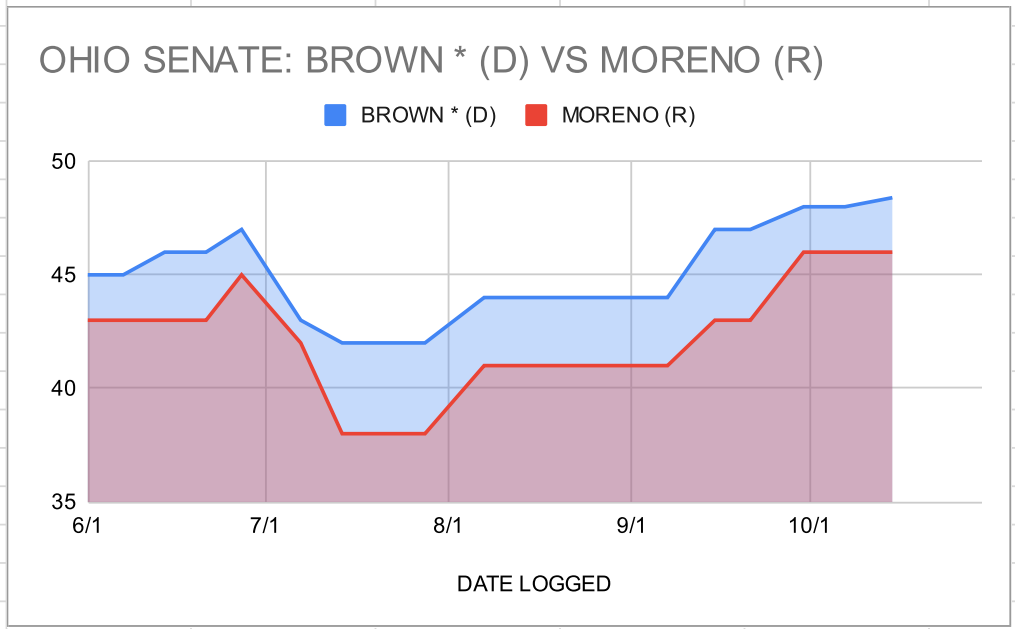
OHIO SENATE: BROWN VS MORENO

M.O.E - +3/-3

DATE LOGGED	BROWN * (D)	MORENO (R)
6/1	45	43
6/7	45	43
6/14	46	43
6/21	46	43
6/27	47	45
7/7	43	42
7/14	42	38
7/21	42	38
7/28	42	38
8/7	44	41
8/14	44	41
8/21	44	41
8/28	44	41
9/7	44	41
9/15	47	43
9/21	47	43
9/30	48	46
10/7	48	46
10/15	48.4	46

OVERALL **BROWN+2.6** **TOSSUP** ▲

FINAL RESULT



(POLL CONDUCTED BY PHONE) 1,700 L.V. VOTERS POLLED OVERALL

LIKELY VOTE IN 2024 PRESIDENTIAL ELECTION RESPONDENT BREAKDOWN				
CANDIDATE	RESPONSE			
MORENO (R)	782			
BROWN * (D)	823			
OTHER/UND.	95			
OVERALL	1700			

RESPONDENT GENDER BREAKDOWN BY CANDIDATE				
	MORENO (R)	BROWN * (D)	OTHER/UND.	
MALE 48%	50%	42%	8%	
FEMALE 52%	42%	49%	9%	

RESPONDENT GENDER BREAKDOWN OVERALL				
GENDER	NUM. OF RESP.	%		
MALE	816	48%		
FEMALE	884	52%		
OVERALL	1700	100%		

RESPONDENT PARTY ID BREAKDOWN BY CANDIDATE				
	MORENO (R)	BROWN * (D)	OTHER/UND.	
DEMOCRATS 33%	5%	91%	4%	
REPUBLICANS 44%	94%	4%	3%	
INDEPENDENTS	44%	46%	10%	

RESPONDENT PARTY ID BREAKDOWN OVERALL				
	NUM. OF RESP.	%		
DEMOCRATS	561	33%		
REPUBLICANS	765	45%		
INDEPENDENTS	374	22%		

OVERALL	1700	100%		

RESPONDENT RACE BREAKDOWN BY CANDIDATE

	MORENO (R)	BROWN * (D)	OTHER/UND.	
WHITE 77%	57%	39%	9%	
LATINO 8%	36%	58%	6%	
BLACK 15%	11%	81%	8%	
ASIAN N/A	N/A	N/A	N/A	
OTHER N/A	N/A	N/A	N/A	

RESPONDENT RACE BREAKDOWN OVERALL

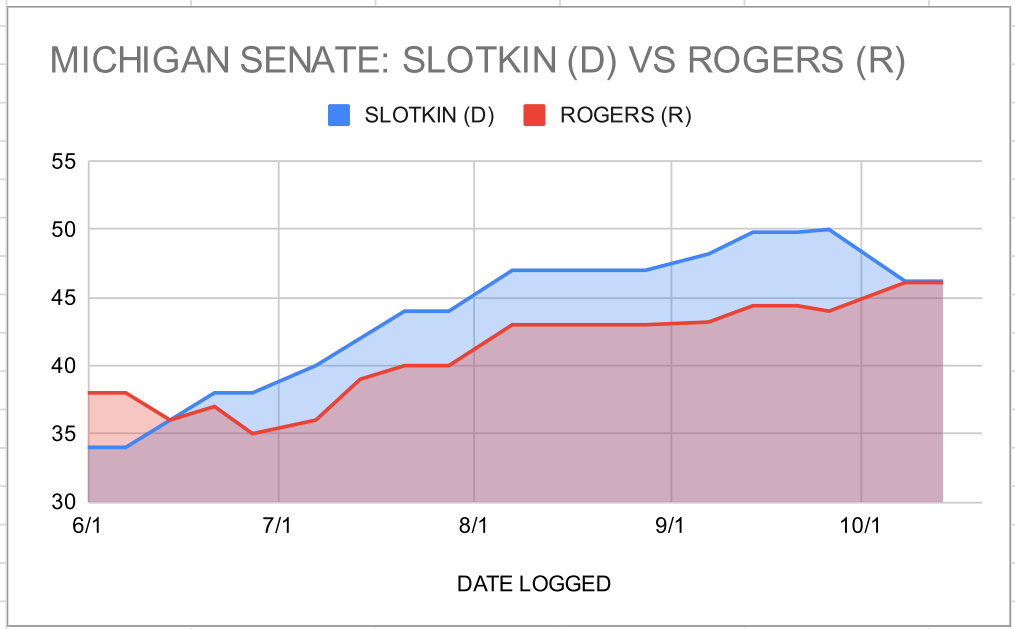
	NUM. OF RESP.	%		
WHITE	1309	77%		
LATINO	136	8%		
BLACK	255	15%		
ASIAN	N/A	N/A		
OTHER	N/A	N/A		
OVERALL	1700	100%		

MICHIGAN SENATE: SLOTKIN VS ROGERS

M.O.E - +3/-3			
DATE LOGGED	SLOTKIN (D)	ROGERS (R)	
6/1	34	38	
6/7	34	38	
6/14	36	36	
6/21	38	37	
6/27	38	35	
7/7	40	36	
7/14	42	39	
7/21	44	40	
7/28	44	40	
8/7	47	43	
8/14	47	43	
8/21	47	43	
8/28	47	43	
9/7	48.2	43.2	
9/14	49.8	44.4	
9/21	49.8	44.4	
9/26	50	44	
10/8	46.2	46.1	
10/14	46.2	46.1	
10/20			

OVERALL **SLOTKIN+0.1** **TOSSUP**

FINAL RESULT



(POLL CONDUCTED BY PHONE) 1,500 L.V. VOTERS POLLED OVERALL

LIKELY VOTE IN 2024 MI SENATE ELECTION RESPONDENT BREAKDOWN				
CANDIDATE	RESPONSE			
ROGERS (R)	691			
SLOTKIN (D)	693			
OTHER/UND.	116			
OVERALL	1500			

RESPONDENT GENDER BREAKDOWN BY CANDIDATE				
	ROGERS (R)	SLOTKIN (D)	OTHER/UND.	
MALE 47%	50%	43%	7%	
FEMALE 53%	42%	51%	7%	

RESPONDENT GENDER BREAKDOWN OVERALL				
GENDER	NUM. OF RESP.	%		
MALE	720	48%		
FEMALE	780	52%		
OVERALL	1500	100%		

RESPONDENT PARTY ID BREAKDOWN BY CANDIDATE				
	ROGERS (R)	SLOTKIN (D)	OTHER/UND.	
DEMOCRATS 41%	4%	94%	2%	
REPUBLICANS 41%	93%	4%	3%	
INDEPENDENTS	48%	45%	7%	

RESPONDENT PARTY ID BREAKDOWN OVERALL				
	NUM. OF RESP.	%		
DEMOCRATS	615	41%		
REPUBLICANS	619	41%		
INDEPENDENTS	266	18%		

RESPONDENT RACE BREAKDOWN BY CANDIDATE

	ROGERS (R)	SLOTKIN (D)	OTHER/UND.		
WHITE 66%	55%	41%	4%		
LATINO 11%	35%	60%	5%		
BLACK 14%	11%	84%	5%		
ASIAN 3%	20%	75%	6%		
OTHER 7%	25%	67%	8%		

RESPONDENT RACE BREAKDOWN OVERALL

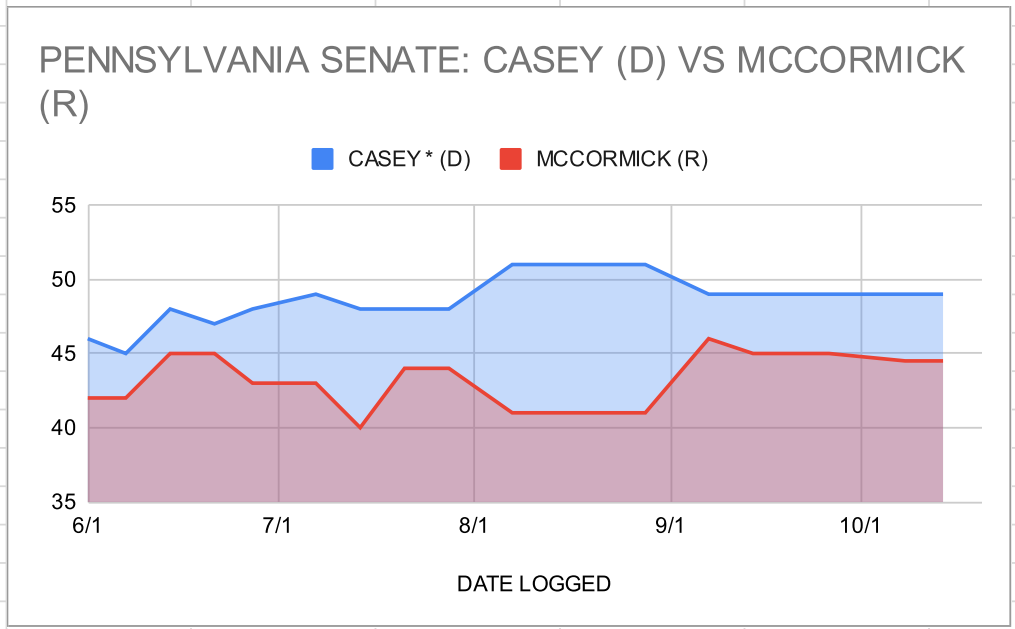
	NUM. OF RESP.	%			
WHITE	991	66%			
LATINO	162	11%			
BLACK	210	14%			
ASIAN	32	3%			
OTHER	123	6%			
OVERALL	1500	100%			

PENNSYLVANIA SENATE: CASEY VS MCCORMICK

M.O.E - +3/-3			
DATE LOGGED	CASEY * (D)	MCCORMICK (R)	
6/1	46	42	
6/7	45	42	
6/14	48	45	
6/21	47	45	
6/27	48	43	
7/7	49	43	
7/14	48	40	
7/21	48	44	
7/28	48	44	
8/7	51	41	
8/14	51	41	
8/21	51	41	
8/28	51	41	
9/7	49	46	
9/14	49	45	
9/21	49	45	
9/26	49	45	
10/8	49	44.5	
10/14	49	44.5	

OVERALL **CASEY+4.5** **TILT DEM** ▲

FINAL RESULT



(POLL CONDUCTED BY PHONE) 1,900 L.V. VOTERS POLLED OVERALL

LIKELY VOTE IN 2024 PA SENATE ELECTION RESPONDENT BREAKDOWN				
CANDIDATE	RESPONSE			
MCCORMICK (R)	846			
CASEY * (D)	931			
OTHER/UND.	123			
OVERALL	1900			

RESPONDENT GENDER BREAKDOWN BY CANDIDATE

	MCCORMICK (R)	CASEY * (D)	OTHER/UND.		
MALE 48%	49%	42%	9%		
FEMALE 52%	40%	54%	6%		

RESPONDENT GENDER BREAKDOWN OVERALL

GENDER	NUM. OF RESP.	%		
MALE	912	48%		
FEMALE	988	52%		
OVERALL	1900	100%		

RESPONDENT PARTY ID BREAKDOWN BY CANDIDATE

	MCCORMICK (R)	CASEY * (D)	OTHER/UND.		
DEMOCRATS 42%	5%	94%	1%		
REPUBLICANS 40%	93%	4%	3%		
INDEPENDENTS	47%	47%	6%		

RESPONDENT PARTY ID BREAKDOWN OVERALL

	NUM. OF RESP.	%		
DEMOCRATS	798	42%		
REPUBLICANS	760	40%		
INDEPENDENTS	342	18%		

OVERALL	1900	100%		

RESPONDENT RACE BREAKDOWN BY CANDIDATE

	MCCORMICK (F)	CASEY * (D)	OTHER/UND.	
WHITE 72%	54%	41%	5%	
LATINO 13%	33%	62%	5%	
BLACK 15%	13%	84%	3%	
ASIAN N/A	N/A	N/A	N/A	
OTHER	N/A	N/A	N/A	

RESPONDENT RACE BREAKDOWN OVERALL

	NUM. OF RESP.	%		
WHITE	1368	72%		
LATINO	247	13%		
BLACK	285	15%		
ASIAN	N/A	N/A		
OTHER	N/A	N/A		
OVERALL	1900	100%		

WISCONSIN SENATE: BALDWIN VS HOVDE

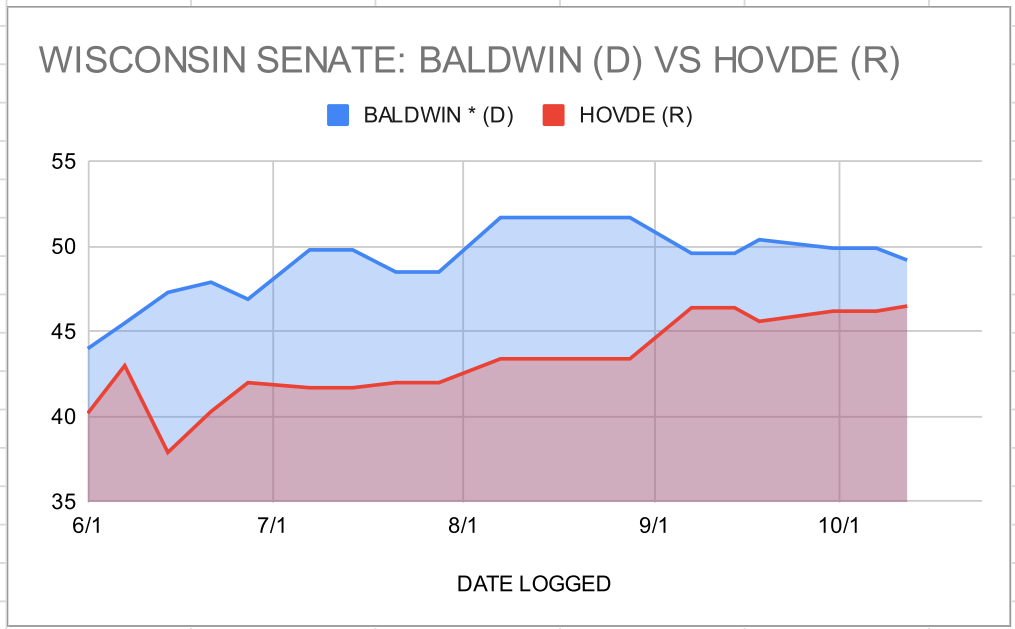
M.O.E - +3/-3

DATE LOGGED	BALDWIN * (D)	HOVDE (R)
6/1	44	40.2
6/7	45.5	43
6/14	47.3	37.9
6/21	47.9	40.3
6/27	46.9	42
7/7	49.8	41.7
7/14	49.8	41.7
7/21	48.5	42
7/28	48.5	42
8/7	51.7	43.4
8/14	51.7	43.4
8/21	51.7	43.4
8/28	51.7	43.4
9/7	49.6	46.4
9/14	49.6	46.4
9/18	50.4	45.6
9/30	49.9	46.2
10/7	49.9	46.2
10/12	49.2	46.5

10/24

OVERALL **BALDWIN+2.7** **TOSSUP**

FINAL RESULT



(POLL CONDUCTED BY PHONE) 1,000 L.V. VOTERS POLLED OVERALL

LIKELY VOTE IN 2024 WI SENATE ELECTION RESPONDENT BREAKDOWN

CANDIDATE	RESPONSE			
HOVDE (R)	465			
BALDWIN * (D)	492			
OTHER/UND.	43			
OVERALL	1000			

RESPONDENT GENDER BREAKDOWN OVERALL

GENDER	NUM. OF RESP.	%			
MALE	496	49%			
FEMALE	504	50%			
OVERALL	1000	100%			

RESPONDENT PARTY ID BREAKDOWN BY CANDIDATE

	HOVDE (R)	BALDWIN * (D)	OTHER/UND.		
DEMOCRATS 42%	6%	91%	3%		
REPUBLICANS 44%	88%	7%	5%		
INDEPENDENTS	42%	48%	10%		

RESPONDENT PARTY ID BREAKDOWN OVERALL

	NUM. OF RESP.	%			
DEMOCRATS	422	42%			
REPUBLICANS	440	44%			
INDEPENDENTS	138	14%			
OVERALL	1000	100%			

RESPONDENT RACE BREAKDOWN BY CANDIDATE

	HOVDE (R)	BALDWIN * (D)	OTHER/UND.		
WHITE 79%	51%	42%	7%		
LATINO 7%	36%	56%	8%		
BLACK 14%	9%	85%	6%		

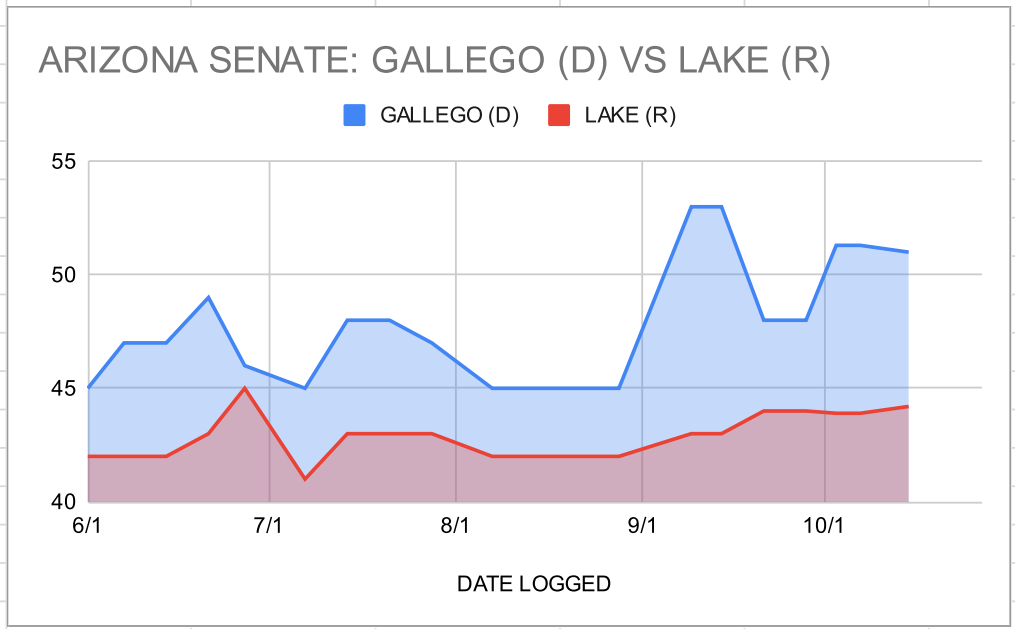
				ASIAN N/A	N/A	N/A	N/A		
				OTHER	N/A	N/A	N/A		
				RESPONDENT RACE BREAKDOWN OVERALL					
					NUM. OF RESP.	%			
				WHITE	782	78%			
				LATINO	93	9%			
				BLACK	125	13%			
				ASIAN	N/A	N/A			
				OTHER	N/A	N/A			
				OVERALL	1000	100%			

ARIZONA SENATE: GALLEG0 VS LAKE

M.O.E - +3/-3		
DATE LOGGED	GALLEGO (D)	LAKE (R)
6/1	45	42
6/7	47	42
6/14	47	42
6/21	49	43
6/27	46	45
7/7	45	41
7/14	48	43
7/21	48	43
7/28	47	43
8/7	45	42
8/14	45	42
8/21	45	42
8/28	45	42
8/28	45	42
9/9	53	43
9/14	53	43
9/21	48	44
9/28	48	44
10/3	51.3	43.9
10/7	51.3	43.9
10/15	51	44.2

OVERALL **GALLEGO+6.8** **LEAN DEM**

FINAL RESULT



(POLL CONDUCTED BY PHONE) 1,100 L.V. VOTERS POLLED OVERALL

LIKELY VOTE IN 2024 AZ SENATE ELECTION RESPONDENT BREAKDOWN				
CANDIDATE	RESPONSE			
LAKE (R)	486			
GALLEGO (D)	561			
OTHER/UND.	53			
OVERALL	1100			

RESPONDENT GENDER BREAKDOWN BY CANDIDATE				
	LAKE (R)	GALLEGO (D)	OTHER/UND.	
MALE 49%	50%	46%	6%	
FEMALE 51%	43%	52%	5%	

RESPONDENT GENDER BREAKDOWN OVERALL				
GENDER	NUM. OF RESP.	%		
MALE	539	49%		
FEMALE	561	51%		

RESPONDENT PARTY ID BREAKDOWN BY CANDIDATE				
	LAKE (R)	GALLEGO (D)	OTHER/UND.	
DEMOCRATS 39%	2%	94%	4%	
REPUBLICANS 41%	85%	10%	5%	
INDEPENDENTS 19%	38%	49%	13%	

RESPONDENT PARTY ID BREAKDOWN OVERALL				
	NUM. OF RESP.	%		
DEMOCRATS	429	39%		
REPUBLICANS	440	40%		
INDEPENDENTS	231	21%		

RESPONDENT RACE BREAKDOWN BY CANDIDATE					
	LAKE (R)	GALLEGO (D)	OTHER/UND.		
WHITE 62%	48%	43%	9%		
LATINO 20%	34%	57%	9%		
BLACK 5%	8%	87%	5%		
ASIAN 8%	24%	66%	10%		
OTHER 5%	33.00%	52%	15%		

RESPONDENT RACE BREAKDOWN OVERALL					
	NUM. OF RESP.	%			
WHITE	682	62%			
LATINO	220	20%			
BLACK	55	5%			
ASIAN	88	8%			
OTHER	55	5%			
OVERALL	1100	100%			

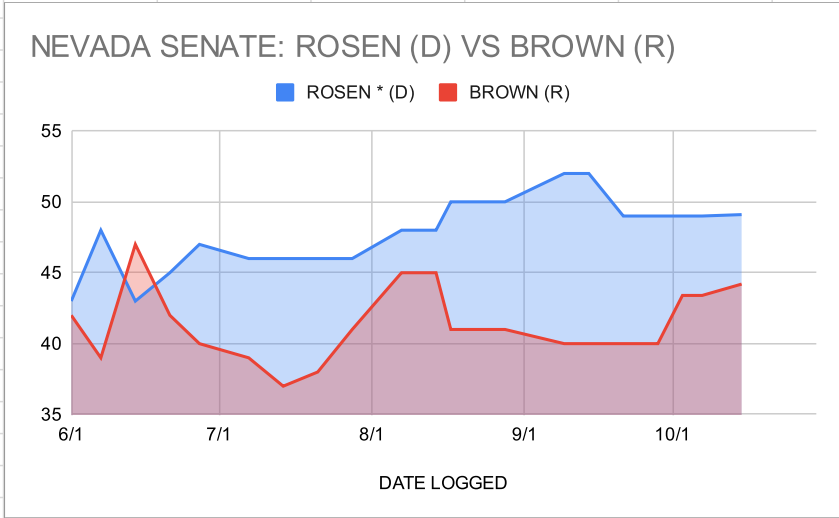
NEVADA SENATE: ROSEN VS BROWN

M.O.E - +3/-3

DATE LOGGED	ROSEN * (D)	BROWN (R)
6/1	43	42
6/7	48	39
6/14	43	47
6/21	45	42
6/27	47	40
7/7	46	39
7/14	46	37
7/21	46	38
7/28	46	41
8/7	48	45
8/14	48	45
8/17	50	41
8/21	50	41
8/28	50	41
9/9	52	40
9/14	52	40
9/21	49	40
9/28	49	40
10/3	49	43.4
10/7	49	43.4
10/15	49.1	44.2

10/30

OVERALL	ROSEN+4.9	TILT DEM
FINAL RESULT		



(POLL CONDUCTED BY PHONE) 600 L.V. VOTERS POLLED OVERALL

LIKELY VOTE IN 2024 NV SENATE ELECTION RESPONDENT BREAKDOWN				
CANDIDATE	RESPONSE			
BROWN (R)	265			
ROSEN * (D)	295			
OTHER/UND.	40			
OVERALL	600			

RESPONDENT GENDER BREAKDOWN BY CANDIDATE				
	BROWN (R)	ROSEN * (D)	OTHER/UND.	
MALE 48%	50%	46%	4%	
FEMALE 52%	41%	55%	4%	

RESPONDENT GENDER BREAKDOWN OVERALL					
GENDER	NUM. OF RESP.	%			
MALE	288	48%			
FEMALE	312	52%			
OVERALL	600	100%			

RESPONDENT PARTY ID BREAKDOWN BY CANDIDATE					
	BROWN (R)	ROSEN * (D)	OTHER/UND.		
DEMOCRATS 40%	3%	94%	3%		
REPUBLICANS 40%	90%	7%	3%		
INDEPENDENTS 20%	40%	50%	10%		

RESPONDENT PARTY ID BREAKDOWN OVERALL					
	NUM. OF RESP.	%			
DEMOCRATS	240	40%			
REPUBLICANS	240	40%			
INDEPENDENTS	120	20%			
OVERALL	600	100%			

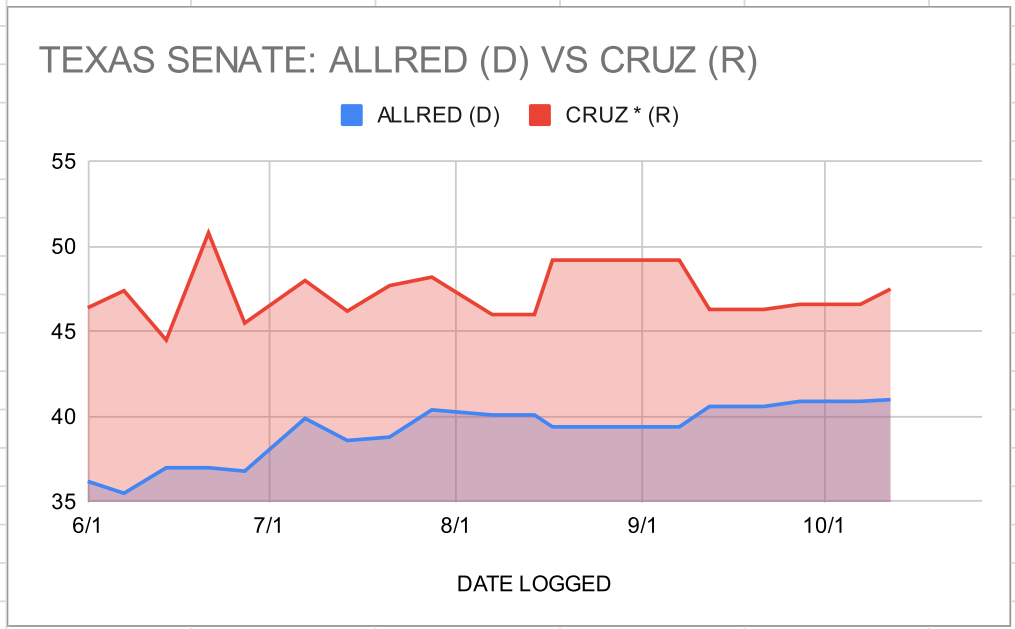
RESPONDENT RACE BREAKDOWN BY CANDIDATE					
	BROWN (R)	ROSEN * (D)	OTHER/UND.		
WHITE 63%	48%	42%	10%		
LATINO 24%	31%	58%	11%		
BLACK 4%	8%	88%	4%		
ASIAN 7%	20%	72%	8%		
OTHER 2%	30%	59%	11%		

RESPONDENT RACE BREAKDOWN OVERALL					
	NUM. OF RESP.	%			

				WHITE	378	63%					
				LATINO	144	24%					
				BLACK	24	4%					
				ASIAN	42	7%					
				OTHER	12	2%					
				OVERALL	600	100%					

TEXAS SENATE: ALLRED VS CRUZ			
M.O.E - +3/-3			
DATE LOGGED	ALLRED (D)	CRUZ * (R)	
6/1	36.2	46.4	
6/7	35.5	47.4	
6/14	37	44.5	
6/21	37	50.8	
6/27	36.8	45.5	
7/7	39.9	48	
7/14	38.6	46.2	
7/21	38.8	47.7	
7/28	40.4	48.2	
8/7	40.1	46	
8/14	40.1	46	
8/17	39.4	49.2	
8/21	39.4	49.2	
8/28	39.4	49.2	
9/7	39.4	49.2	
9/12	40.6	46.3	
9/21	40.6	46.3	
9/27	40.9	46.6	
10/7	40.9	46.6	
10/12	41	47.5	

OVERALL **CRUZ+6.5** **LEAN GOP** ▲
FINAL RESULT CHANGE



(POLL CONDUCTED BY PHONE) 4,000 L.V. VOTERS POLLED OVERALL

LIKELY VOTE IN 2024 TX SENATE ELECTION RESPONDENT BREAKDOWN				
CANDIDATE	RESPONSE			
CRUZ * (R)	1864			
ALLRED (D)	1636			
OTHER/UND.	500			
OVERALL	4000			

RESPONDENT GENDER BREAKDOWN BY CANDIDATE				
	CRUZ * (R)	ALLRED (D)	OTHER/UND.	
MALE 51%	51%	37%	12%	
FEMALE 49%	38%	53%	9%	

RESPONDENT GENDER BREAKDOWN OVERALL				
GENDER	NUM. OF RESP.	%		
MALE	2040	51%		
FEMALE	1960	49%		
OVERALL	4000	100%		

RESPONDENT PARTY ID BREAKDOWN BY CANDIDATE				
	CRUZ * (R)	ALLRED (D)	OTHER/UND.	
DEMOCRATS 39%	2%	97%	1%	
REPUBLICANS 44%	96%	3%	3%	
INDEPENDENTS	47%	44%	9%	

RESPONDENT PARTY ID BREAKDOWN OVERALL				
	NUM. OF RESP.	%		
DEMOCRATS	1604	40%		
REPUBLICANS	1800	45%		
INDEPENDENTS	596	15%		

OVERALL	4000	100%		

RESPONDENT RACE BREAKDOWN BY CANDIDATE

	CRUZ * (R)	ALLRED (D)	OTHER/UND.	
WHITE 55%	52%	41%	7%	
LATINO 26%	38%	54%	8%	
BLACK 11%	9%	86%	5%	
ASIAN 6%	19%	76%	5%	
OTHER 2%	22%	68%	10%	

RESPONDENT RACE BREAKDOWN OVERALL

	NUM. OF RESP.	%		
WHITE	2198	55%		
LATINO	1047	26%		
BLACK	435	11%		
ASIAN	240	6%		
OTHER	80	2%		
OVERALL	4000	100%		

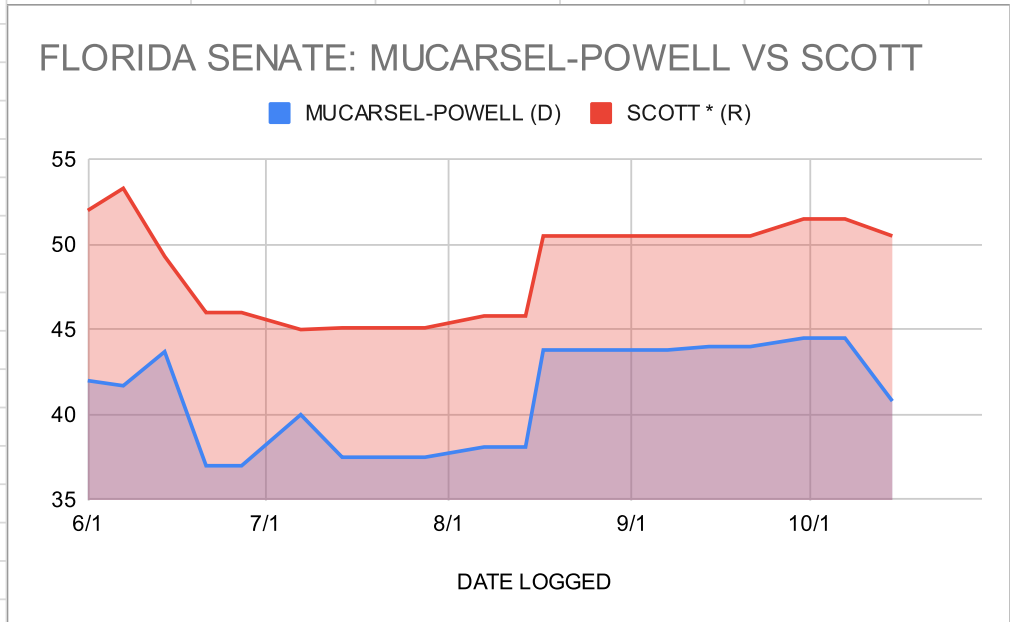
FLORIDA SENATE: MUCARSEL-POWELL VS SCOTT

M.O.E - +3/-3

DATE LOGGED	MUCARSEL-PO	SCOTT * (R)
6/1	42	52
6/7	41.7	53.3
6/14	43.7	49.3
6/21	37	46
6/27	37	46
7/7	40	45
7/14	37.5	45.1
7/21	37.5	45.1
7/28	37.5	45.1
8/7	38.1	45.8
8/14	38.1	45.8
8/17	43.8	50.5
8/21	43.8	50.5
8/28	43.8	50.5
9/7	43.8	50.5
9/14	44	50.5
9/21	44	50.5
9/30	44.5	51.5
10/7	44.5	51.5
10/15	40.8	50.5

OVERALL **SCOTT+9.7** **LEAN GOP** **▲**

FINAL RESULT



(POLL CONDUCTED BY PHONE) 3,000 L.V. VOTERS POLLED OVERALL

LIKELY VOTE IN 2024 FL SENATE ELECTION RESPONDENT BREAKDOWN

CANDIDATE	RESPONSE			
SCOTT * (R)	1515			
POWELL (D)	1224			
OTHER/UND.	261			
OVERALL	3000			

RESPONDENT GENDER BREAKDOWN BY CANDIDATE				
	SCOTT * (R)	POWELL (D)	OTHER/UND.	
MALE 50%	55%	39%	6%	
FEMALE 50%	49%	45%	6%	

RESPONDENT GENDER BREAKDOWN OVERALL				
GENDER	NUM. OF RESP.	%		
MALE	1509	50%		
FEMALE	1,491	50%		
OVERALL	3000	100%		

RESPONDENT PARTY ID BREAKDOWN BY CANDIDATE				
	SCOTT * (R)	POWELL (D)	OTHER/UND.	
DEMOCRATS 30%	6%	89%	5%	
REPUBLICANS 44%	94%	4%	2%	
INDEPENDENTS 26%	48%	44%	8%	

RESPONDENT PARTY ID BREAKDOWN OVERALL				
	NUM. OF RESP.	%		
DEMOCRATS	900	30%		
REPUBLICANS	1320	44%		
INDEPENDENTS	780	26%		

OVERALL	3000	100%			

RESPONDENT RACE BREAKDOWN BY CANDIDATE

	SCOTT * (R)	POWELL (D)	OTHER/UND.		
WHITE 65%	51%	36%	13%		
LATINO 23%	37%	57%	6%		
BLACK 9%	10%	86%	4%		
ASIAN N/A	N/A	N/A	N/A		
OTHER 3%	36.00%	61%	3%		

RESPONDENT RACE BREAKDOWN OVERALL

	NUM. OF RESP.	%			
WHITE	1949	65%			
LATINO	697	23%			
BLACK	263	9%			
ASIAN	N/A	N/A			
OTHER	91	3%			
OVERALL	3000	100%			